

## PORT STATE CONTROL INSPECTION STATISTICS 2019

This is the summary of the port State inspection statistics for 2019. Fourteen (14) member States in Abuja MoU region submitted PSC inspection reports namely: Benin; Republic of Congo; Democratic Republic of Congo; Cote d'Ivoire; Gabon; Gambia; Ghana; Guinea; Liberia; Nigeria; Senegal; Sierra Leone; South Africa and Togo. As in the previous eight years, the PSC inspection statistical data in this report are generated from the computerized central database of Abuja MoU Information System (AMIS).

2,695 inspections were carried out on 2,091 individual ships. 21 of these vessels were detained for deficiencies during the year, resulting in a 50% increase in the number of detentions above 2018 figures which was 14 detentions. The detention percentage per inspection of 0.78% in 2019 gives a 34% increase above the 0.58% recorded in 2018. The spread of one deficiency for every 3.3 inspections in 2018 increased to 3.8 inspections per deficiency in 2019. The region recorded a 12% increase in inspection efforts from 2,409 in 2018 by 14 Administrations to 2,695 inspections in 2019 with same 14 Administrations reporting.

A total of 719 deficiencies were recorded which is lower than the 2018 figure of 727. Correspondingly, the total number of 222 inspections-with-deficiencies is lower than the 224 figures of 2018. The percentage inspections-with-deficiencies of 8.24 in 2019 is an 11% decrease below the 2018 figures of 9.29.

With respect to the categories of deficiencies, the most deficiencies were recorded on:

- Safety of Navigation 108 (15.02%);
- Propulsion and Auxiliary Machinery 105 (14.6%);
- Living and Working conditions 85 (11.82%);
- Ship's certificates and documents 61 (8.49%);
- Life-saving appliances 59 (8.21%);
- Fire safety 45 (6.26%);
- Structural conditions 36 (5.64%);
- Emergency Systems 25 (3.48%);
- Radio Communications 25 (3.48%)

It is noteworthy that one deficiency out of every seven deficiencies recorded was related to Safety of Navigation, which is 15.02% of all deficiencies recorded. It is also the topmost defective item recorded under SOLAS closely followed by Propulsion and Auxiliary Machinery, Living and Working conditions and Ship's certificates and documents.

Twenty-two ship types were inspected in the year under review. The highest number of ship inspections relating to ship type were conducted on Bulk Carriers 1,014 (37.6%), followed by Container ships 389 (14.4%), General Cargo/multipurpose vessels 335 (12.4%), Oil Tankers 283 (10.5%), Refrigerated Cargo vessels 159

(5.9%), Combination Carrier 119 (4.4%), and Chemical Tankers 104 (3.9%) concludes the top seven most inspected ship types.

222 of the inspections conducted generated 719 deficiencies. The most notable deficiencies were related to:

- Ship's certificates and documents 8.5%;
- SOLAS Convention 60.5%;
- MARPOL Convention 5.0%;
- STCW Convention 1.7%;
- Load Line Convention 2.1%;
- ILO (MLC, 2006) 15.7%.

Against the backdrop of the relevant instruments for the Abuja MoU PSC regime, SOLAS related deficiencies still ranks the highest with 60.5% of all deficiencies recorded. The number of detentions increased to 21 from the 2018 figures of 14. The detentions recorded were: 38.09% for Offshore Supply; 19.05% for General cargo/multipurpose; 19.05% for Container ship; 9.52% each for Bulk Carrier and Other special activities, and 4.76% for Tugboat.

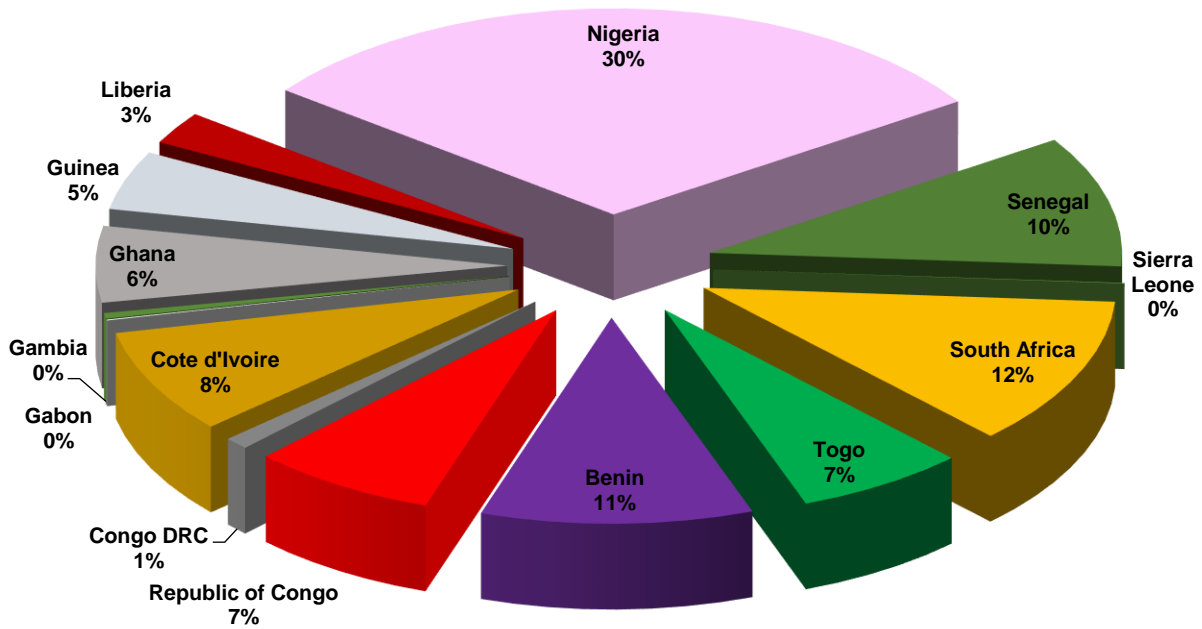
In total, the performance percentage inspection by member States for the year 2019 is 5.36% which is still far below the target of 15% for the region but more than the previous year of 4.79%. Two States – Benin (19.26%) and Liberia (15.61%) were able to achieve the target of inspection of ship calls in 2019. Benin being the only State to have consistently met and surpass the targeted inspection rate for the past five years. Of the eight member States (Congo, Congo-DRC, Cote d'Ivoire, Ghana, Liberia, Nigeria, Senegal and Togo), that recorded actual numerical increase in PSC inspection in 2019, Nigeria's inspection for 2019 is 821, a 29.1% increase over the 2018 figures of 636, in spite of a decrease in ship calls by 2.4% from 11,171 down to 10,908.

Twelve member States (Benin, Congo, Cote d'Ivoire, Democratic Republic of Congo, Gabon, Gambia, Ghana, Guinea, Liberia, Nigeria, Senegal and Sierra Leone), upload PSC inspection reports directly into AMIS database. The remaining two States, South Africa and Togo, still email scanned copies or courier photocopies of inspections forms to the Secretariat for uploading by the staff. Considering that one of the purposes of inspection database is to assist PSCOs conduct initial online search on the visiting ships, member States are encouraged to input inspection results directly, within a week, into the AMIS database.

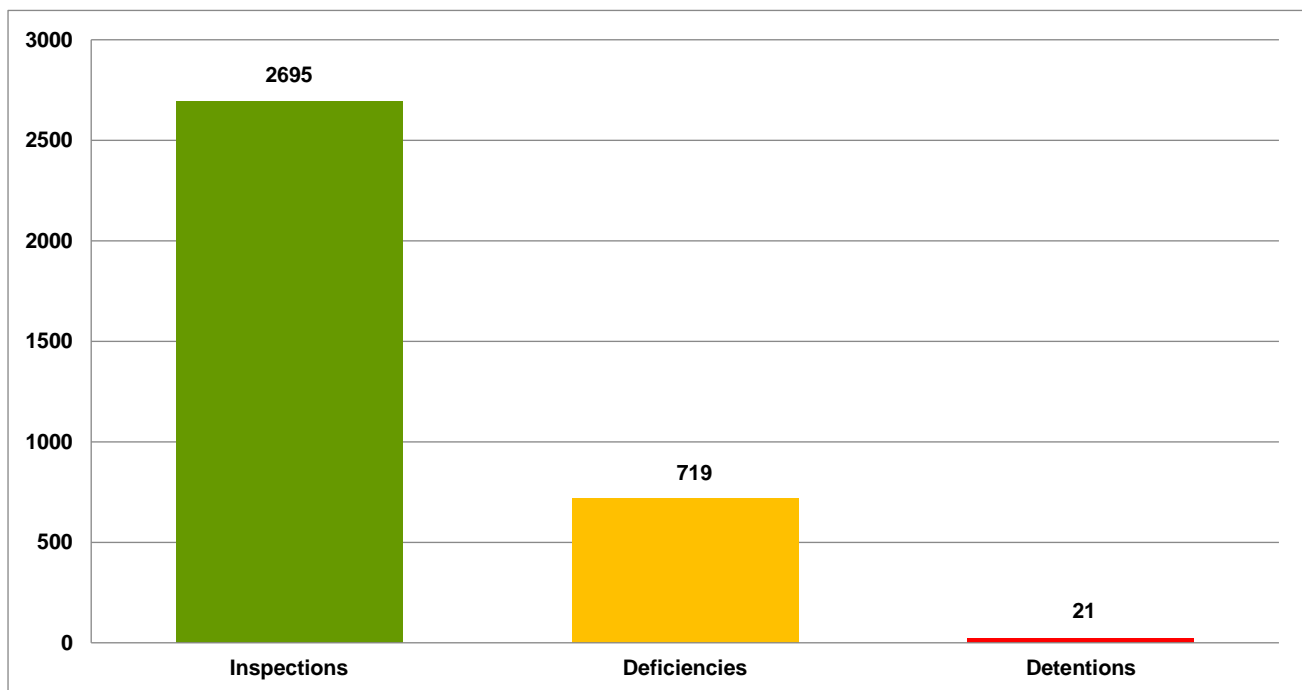
**TABLE 1: Inspection Data by Authority.**  
**TABLEAU 1: Données d'Inspection par Autorités.**

| Authority         | No. of Inspections | No. of Detailed Inspections | No. of Inspections with Deficiencies | No. of deficiencies | Percentage of Inspections with Deficiencies | No. of detentions | Detention percentage |
|-------------------|--------------------|-----------------------------|--------------------------------------|---------------------|---|-------------------|----------------------|
| Benin             | 288                |                             |                                      |                     |   |                   |                      |
| Republic of Congo | 197                |                             |                                      |                     |   |                   |                      |
| Congo DRC         | 26                 |                             |                                      |                     |   |                   |                      |
| Cote d'Ivoire     | 221                |                             |                                      |                     |   |                   |                      |
| Gabon             | 2                  |                             |                                      |                     |   |                   |                      |
| Gambia            | 12                 |                             | 2                                    | 6                   | 16.67                                       |                   |                      |
| Ghana             | 161                | 1                           | 18                                   | 24                  | 11.18                                       | 1                 | 0.62                 |
| Guinea            | 125                |                             | 1                                    | 1                   | 0.8   |                   |                      |
| Liberia           | 69                 |                             |                                      |                     |   |                   |                      |
| Nigeria           | 821                | 17                          | 121                                  | 475                 | 14.74                                       | 17                | 2.07                 |
| Senegal           | 277                | 1                           | 47                                   | 104                 | 16.97                                       | 1                 | 0.36                 |
| Sierra Leone      | 1                  |                             |                                      |                     |   |                   |                      |
| South Africa      | 315                | 2                           | 33                                   | 109                 | 10.48                                       | 2                 | 0.63                 |
| Togo              | 180                |                             |                                      |                     |   |                   |                      |
| <b>TOTAL</b>      | <b>2695</b>        | <b>21</b>                   | <b>222</b>                           | <b>719</b>          | <b>8.24</b>                                 | <b>21</b>         | <b>0.78</b>          |

**CHART 1: Ratio of Total Inspections.**  
**Diagramme 1: Ratio d'Inspections Total.**

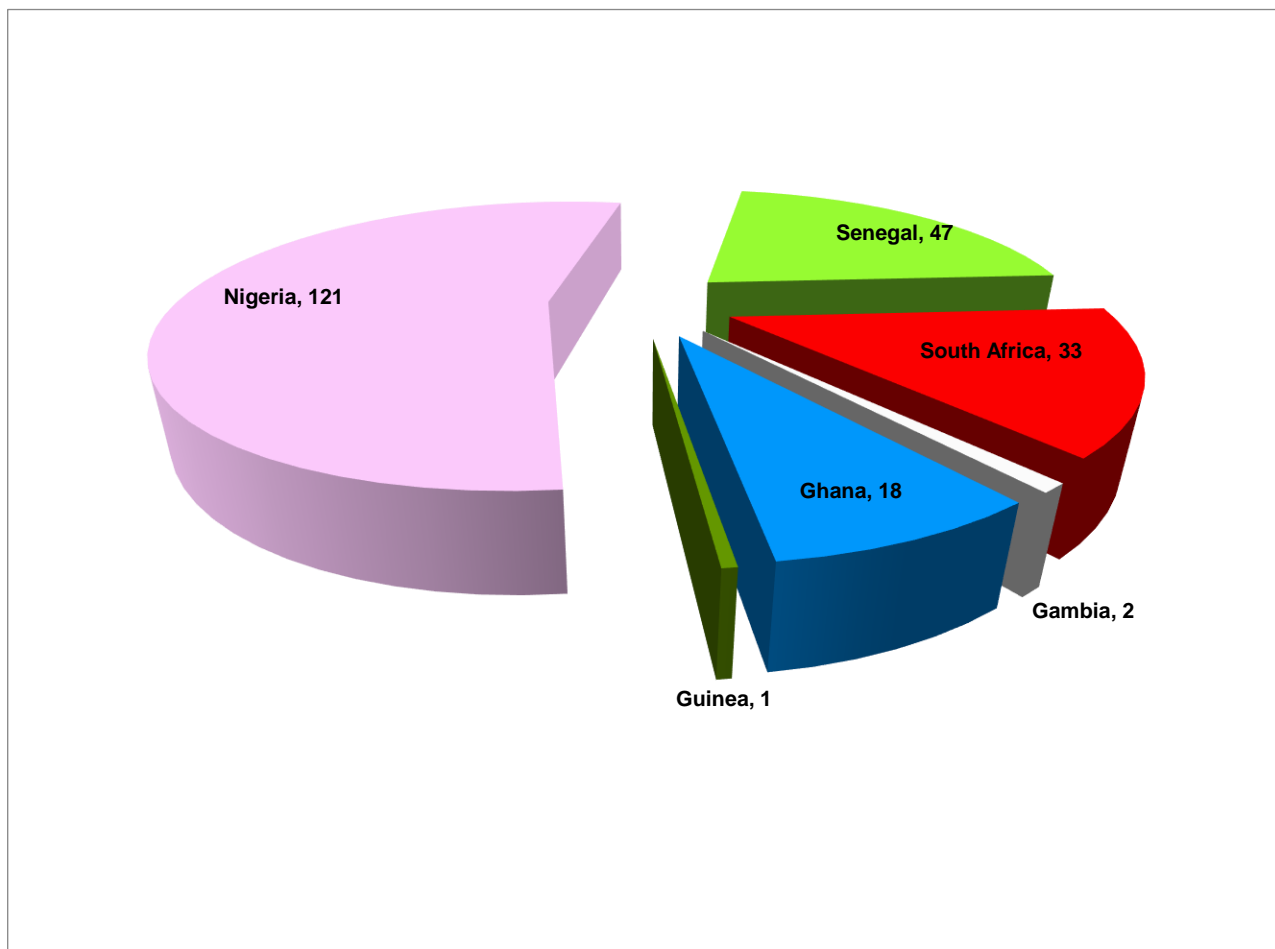


**CHART 2: Ratio of Inspections with Deficiencies.**  
**Diagramme 2: Ratio d' Inspections avec Défectuosités.**

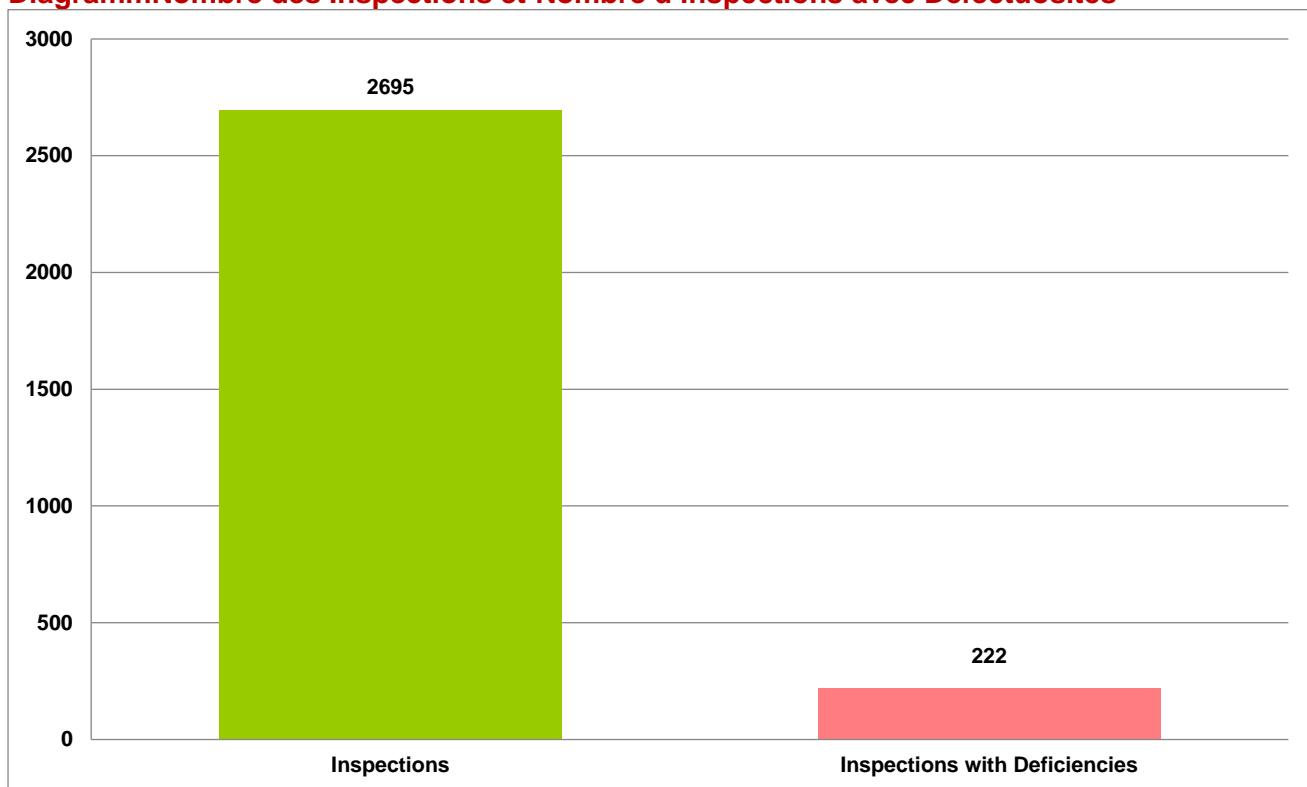


**CHART 3: Total Inspections, Deficiencies and Detentions.**

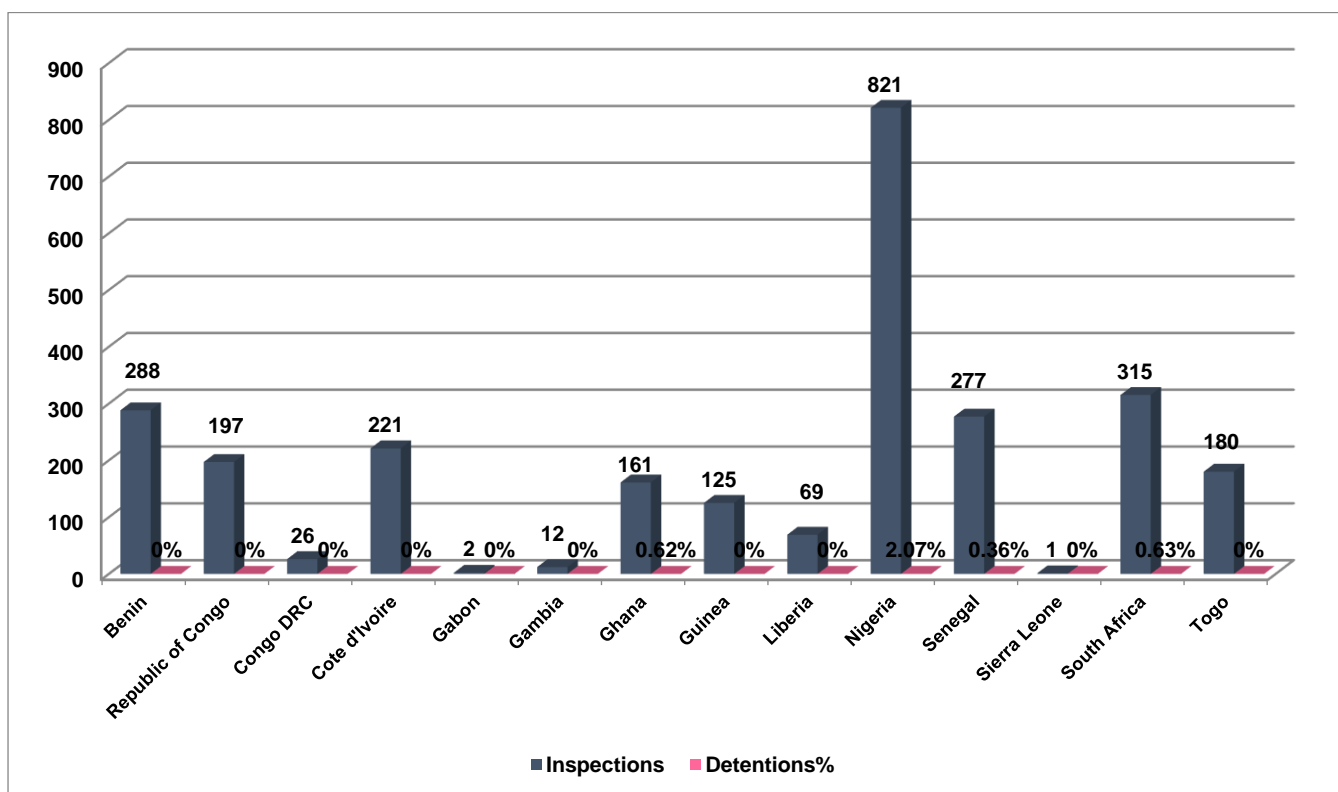
**Diagramme3: Inspections totales, Défectuosités et Immobilisation.**



**CHART 4: Total Inspections and number of Inspections with deficiencies**  
**Diagramme Nombre des Inspections et Nombre d'Inspections avec Défectuosités**

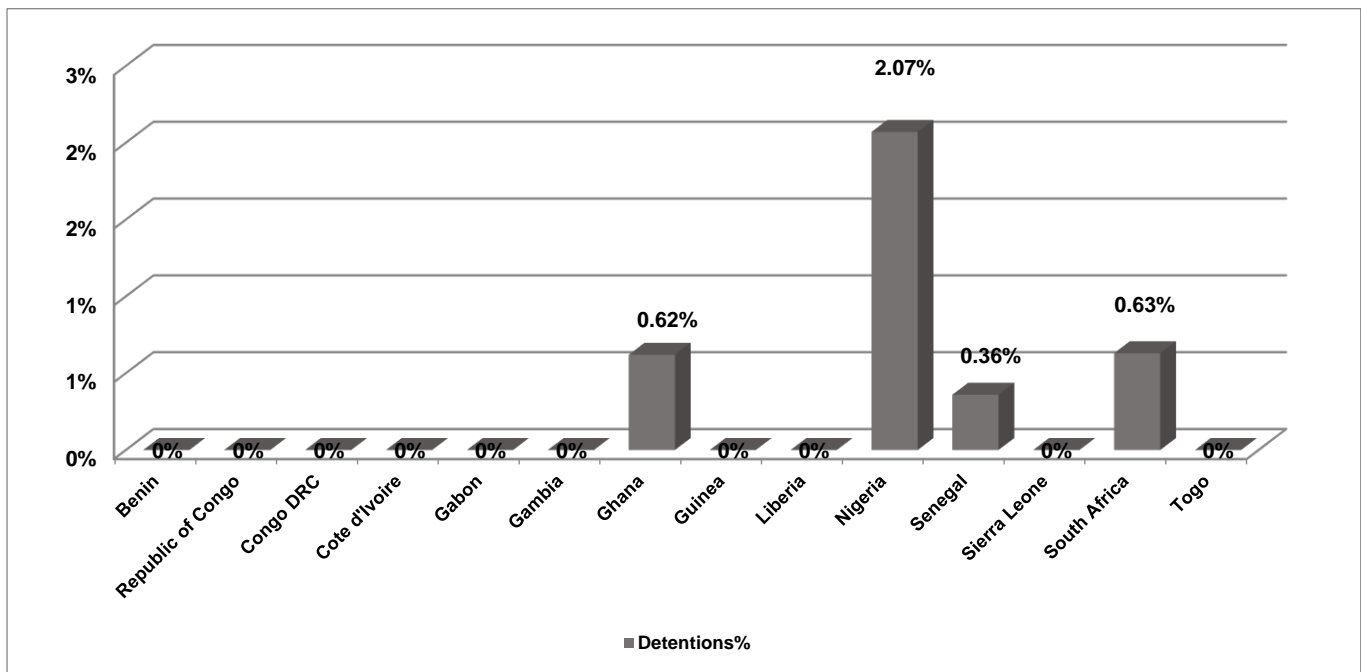


**CHART 5: Number of Inspections with Detention Percentage.**  
**Diagramme 5: Nombre d' Inspections avec Pourcentage d'Immobilisation.**



**CHART 6:Percentage of Detentions(Detentions as percentage of Total Inspections)**

**Diagramme 6: Pourcentage et d'Immobilisation (Immobilisations en pourcentage du nombre total d'inspections)**



**TABLE 2: Inspection Data by Flag**

**TABLEAU 2: Données d'Inspection par pavillon**

| Ship flag           | No. of Inspections | No. of Inspections with Deficiencies | No. of Deficiencies | Percentage of Inspections with Deficiencies | No. of Detentions | Detention Percentage |
|---------------------|--------------------|--------------------------------------|---------------------|---|-------------------|----------------------|
| Algeria             | 1                  | 1                                    | 1                   | 100   |                   |                      |
| Antigua and Barbuda | 72                 | 6                                    | 13                  | 8.33  |                   |                      |
| Bahamas             | 108                | 10                                   | 17                  | 9.26  |                   |                      |
| Barbados            | 13                 | 1                                    | 2                   | 9.69  |                   |                      |
| Belgium             | 8                  |                                      |                     |   |                   |                      |
| Belize              | 10                 | 1                                    | 2                   | 10  |                   |                      |
| Bermuda (GB)        | 3                  |                                      |                     |   |                   |                      |
| Cameroon            | 1                  |                                      |                     |   |                   |                      |
| Cayman Islands (GB) | 14                 | 1                                    | 1                   | 7.14  |                   |                      |
| China               | 24                 |                                      |                     |   |                   |                      |
| Comoros             | 2                  |                                      |                     |   |                   |                      |
| Cook Islands        | 8                  | 1                                    | 2                   | 12.5  |                   |                      |
| Croatia             | 5                  |                                      |                     |   |                   |                      |
| Curacao             | 7                  | 1                                    | 3                   | 14.29                                       |                   |                      |
| Cyprus              | 79                 | 8                                    | 19                  | 10.13                                       | 1                 | 1.27                 |

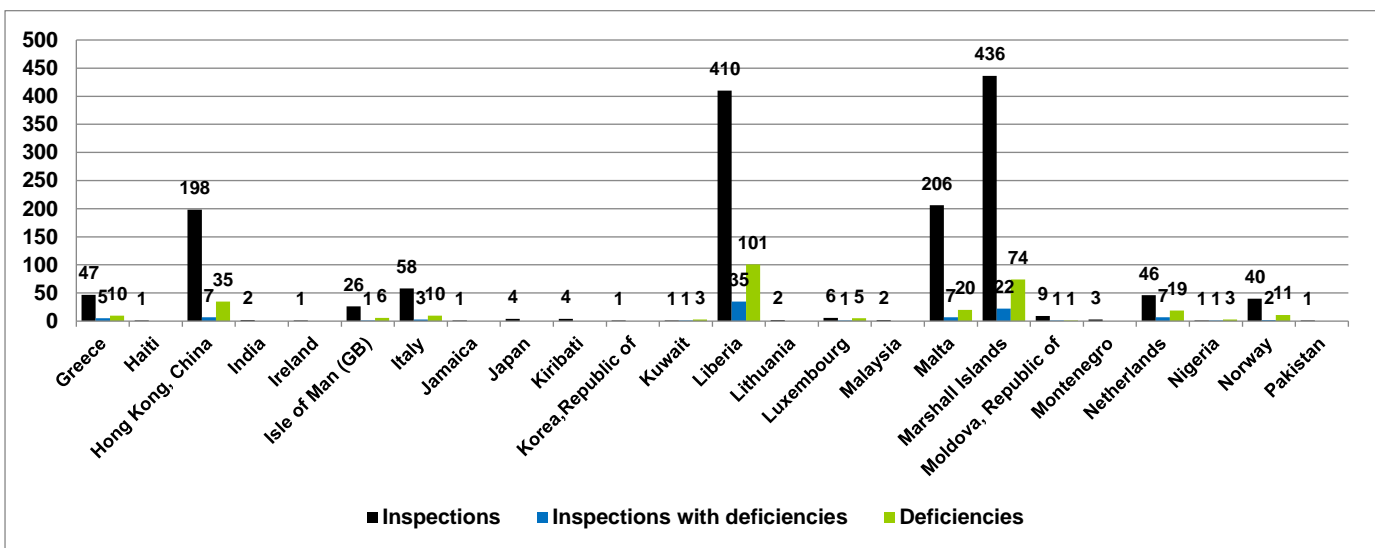
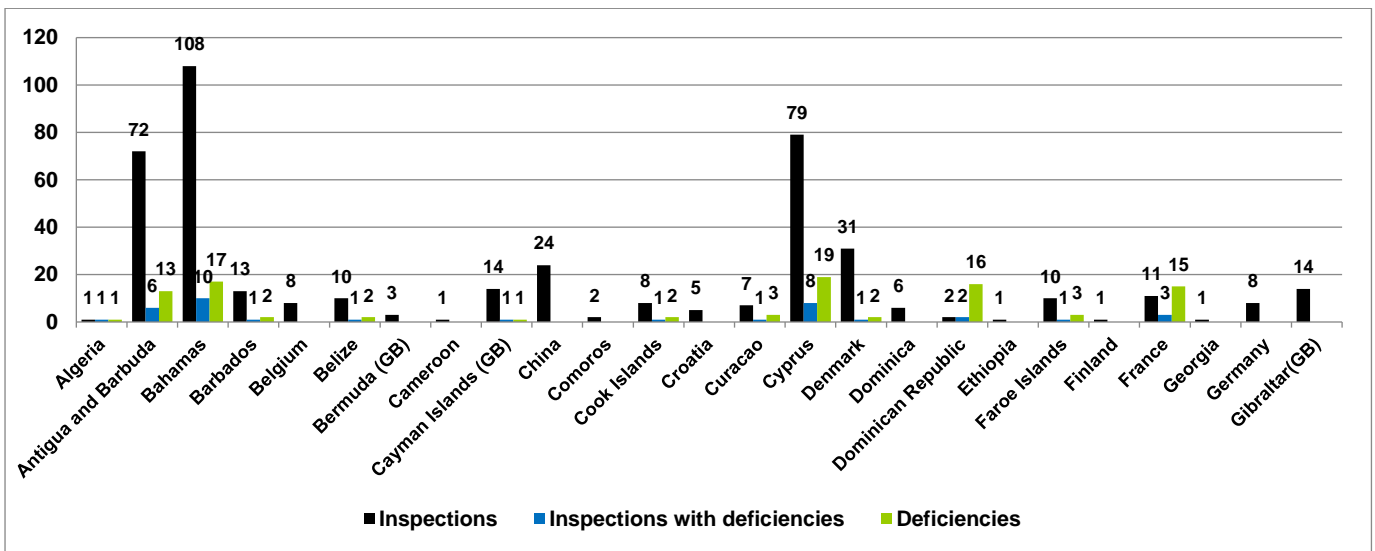
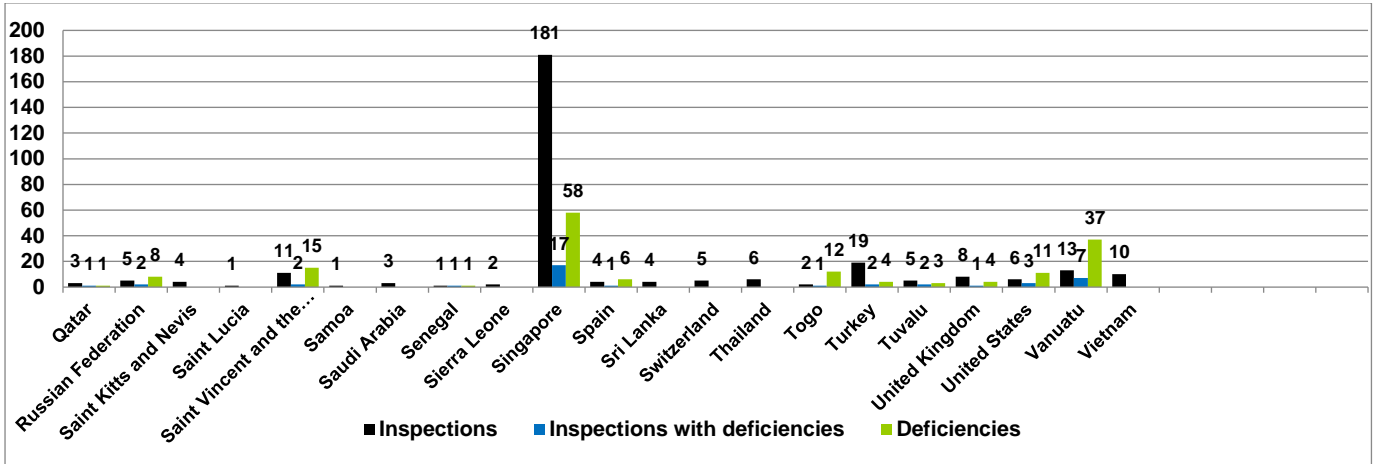
|                                  |     |    |     |       |   |       |
|----------------------------------|-----|----|-----|-------|---|-------|
| Denmark                          | 31  | 1  | 2   | 3.23  |   |       |
| Dominica                         | 6   |    |     |       |   |       |
| Dominican Republic               | 2   | 2  | 16  | 100   |   |       |
| Ethiopia                         | 1   |    |     |       |   |       |
| Faroe Islands                    | 10  | 1  | 3   | 10    |   |       |
| Finland                          | 1   |    |     |       |   |       |
| France                           | 11  | 3  | 15  | 27.27 | 1 | 9.09  |
| Georgia                          | 1   |    |     |       |   |       |
| Germany                          | 8   |    |     |       |   |       |
| Gibraltar(GB)                    | 14  |    |     |       |   |       |
| Greece                           | 47  | 5  | 10  | 10.64 |   |       |
| Haiti                            | 1   |    |     |       |   |       |
| Hong Kong, China                 | 198 | 7  | 35  | 3.54  | 1 | 0.51  |
| India                            | 2   |    |     |       |   |       |
| Ireland                          | 1   |    |     |       |   |       |
| Isle of Man (GB)                 | 26  | 1  | 6   | 3.85  |   |       |
| Italy                            | 58  | 3  | 10  | 5.17  |   |       |
| Jamaica                          | 1   |    |     |       |   |       |
| Japan                            | 4   |    |     |       |   |       |
| Kiribati                         | 4   |    |     |       |   |       |
| Korea, Republic of               | 1   |    |     |       |   |       |
| Kuwait                           | 1   | 1  | 3   | 100   |   |       |
| Liberia                          | 410 | 35 | 101 | 8.54  | 4 | 0.98  |
| Lithuania                        | 2   |    |     |       |   |       |
| Luxembourg                       | 6   | 1  | 5   | 16.67 | 1 | 16.67 |
| Malaysia                         | 2   |    |     |       |   |       |
| Malta                            | 206 | 7  | 20  | 3.4   |   |       |
| Marshall Islands                 | 436 | 22 | 74  | 5.05  | 1 | 0.23  |
| Moldova, Republic of             | 9   | 1  | 1   | 11.11 |   |       |
| Montenegro                       | 3   |    |     |       |   |       |
| Netherlands                      | 46  | 7  | 19  | 14.29 |   |       |
| Nigeria                          | 1   | 1  | 3   | 100   |   |       |
| Norway                           | 40  | 2  | 11  | 5     |   |       |
| Pakistan                         | 1   |    |     |       |   |       |
| Palau                            | 4   | 2  | 7   | 50    |   |       |
| Panama                           | 384 | 46 | 144 | 11.98 | 4 | 1.04  |
| Philippines                      | 11  |    |     |       |   |       |
| Portugal                         | 56  | 4  | 14  | 7.14  |   |       |
| Qatar                            | 3   | 1  | 1   | 33.33 |   |       |
| Russian Federation               | 5   | 2  | 8   | 40    |   |       |
| Saint Kitts and Nevis            | 4   |    |     |       |   |       |
| Saint Lucia                      | 1   |    |     |       |   |       |
| Saint Vincent and the Grenadines | 11  | 2  | 15  | 18.18 | 2 | 18.18 |
| Samoa                            | 1   |    |     |       |   |       |
| Saudi Arabia                     | 3   |    |     |       |   |       |



|                |             |            |            |             |           |             |
|----------------|-------------|------------|------------|-------------|-----------|-------------|
| Senegal        | 1           | 1          | 1          | 100         |           |             |
| Sierra Leone   | 2           |            |            |             |           |             |
| Singapore      | 181         | 17         | 58         | 9.39        |           |             |
| Spain          | 4           | 1          | 6          | 25          |           |             |
| Sri Lanka      | 4           |            |            |             |           |             |
| Switzerland    | 5           |            |            |             |           |             |
| Thailand       | 6           |            |            |             |           |             |
| Togo           | 2           | 1          | 12         | 50          | 1         | 50          |
| Turkey         | 19          | 2          | 4          | 10.53       | 1         | 5.26        |
| Tuvalu         | 5           | 2          | 3          | 40          |           |             |
| United Kingdom | 8           | 1          | 4          | 12.5        |           |             |
| United States  | 6           | 3          | 11         | 50          | 1         | 16.67       |
| Vanuatu        | 13          | 7          | 37         | 53.85       | 3         | 23.08       |
| Vietnam        | 10          |            |            |             |           |             |
| <b>TOTAL</b>   | <b>2695</b> | <b>222</b> | <b>719</b> | <b>8.24</b> | <b>21</b> | <b>0.78</b> |

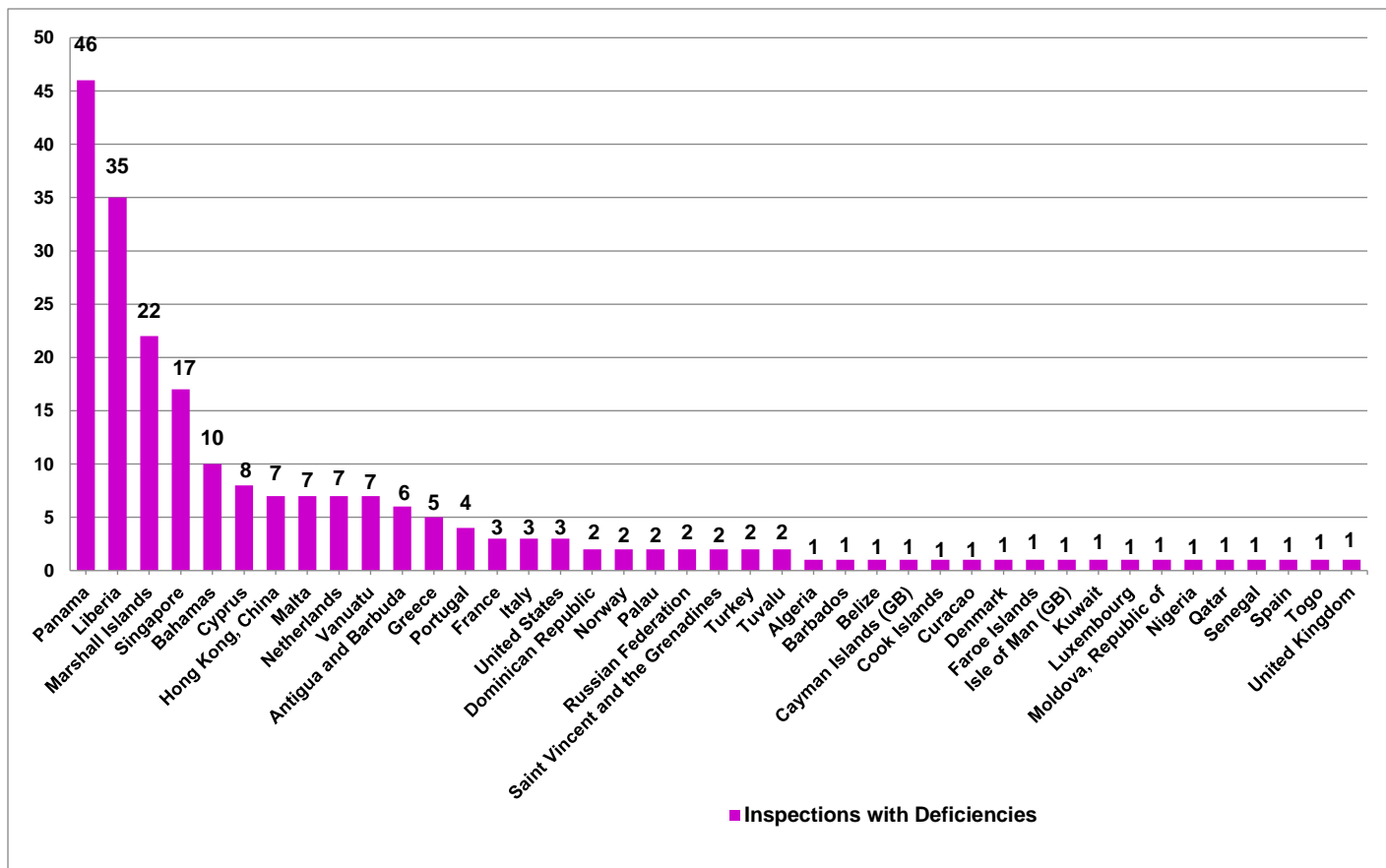
**CHART 7: Flag State Performance Showing Inspections, Inspections with Deficiencies and Number of Deficiencies.**

**Diagramme 7: Performance des Etats Pavillons montrant les Inspections, Inspections avec Défectuosités et nombre de Défectuosités.**



**CHART 8: Inspections with Deficiencies by Flag**

**Diagramme 8: Inspections avec Défectuosités par Pavillon**



**TABLE 3: Inspection Data by Ship Type**

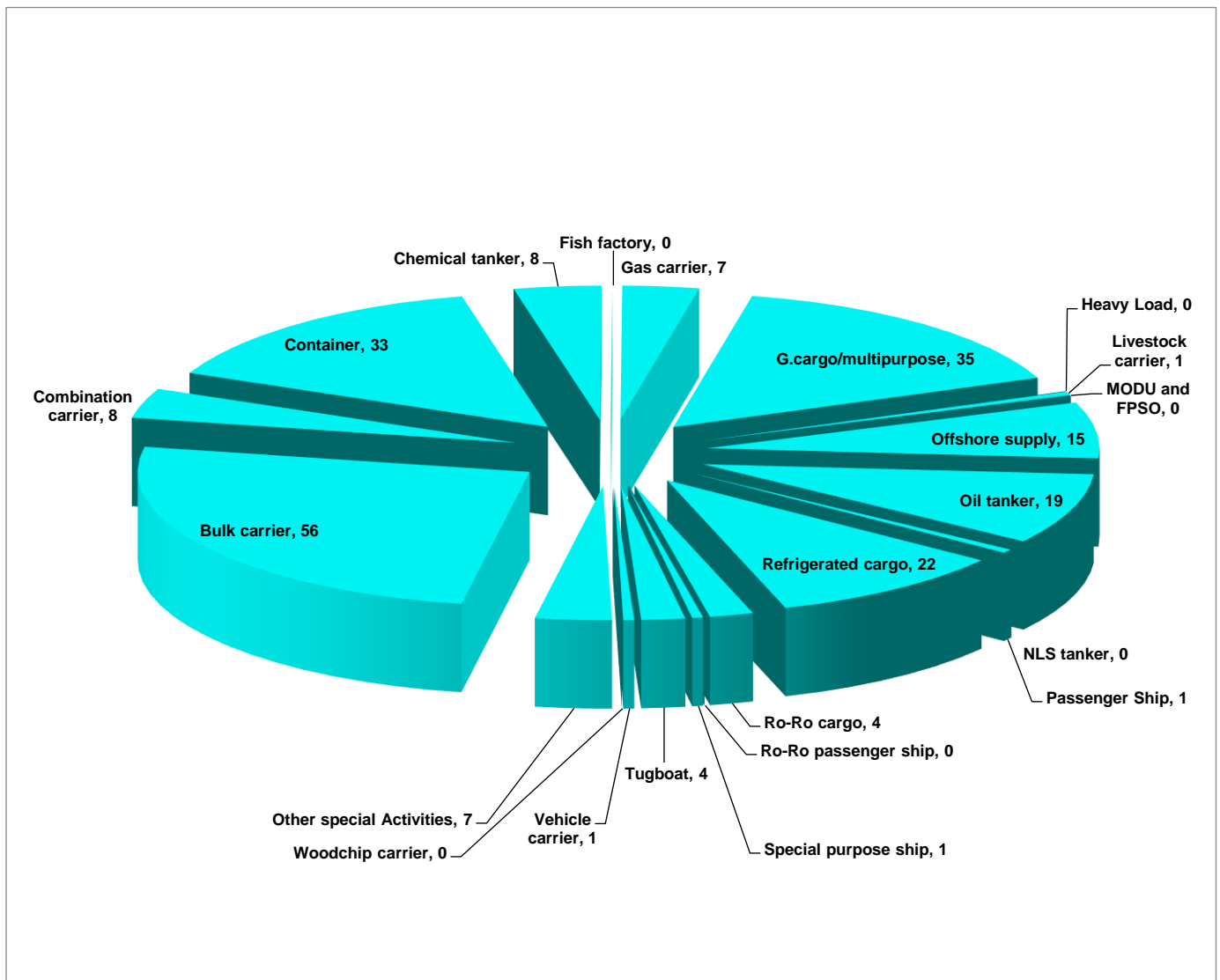
**TABLEAU 3: Données d'Inspection par Type de Navire**

| Ship Type            | No. of Inspections | No. of Inspections with Deficiencies | No. of Deficiencies | Percentage of Inspections with Deficiencies | No. of Detentions | Detention percentage |
|----------------------|--------------------|--------------------------------------|---------------------|---|-------------------|----------------------|
| Bulk carrier         | 1014               | 56                                   | 122                 | 5.52  | 2                 | 0.2                  |
| Combination carrier  | 119                | 8                                    | 25                  | 6.72  |                   |                      |
| Container            | 389                | 33                                   | 125                 | 8.48  | 4                 | 1.03                 |
| Chemical tanker      | 104                | 8                                    | 28                  | 7.69  |                   |                      |
| Fish factory         | 1                  |                                      |                     |   |                   |                      |
| Gas carrier          | 39                 | 7                                    | 24                  | 17.95                                       |                   |                      |
| G.cargo/multipurpose | 335                | 35                                   | 113                 | 10.45                                       | 4                 | 1.19                 |
| Heavy Load           | 4                  |                                      |                     |   |                   |                      |
| Livestock carrier    | 2                  | 1                                    | 3                   | 50  |                   |                      |
| MODU and FPSO        | 1                  |                                      |                     |   |                   |                      |

|                          |             |            |            |             |           |             |
|--------------------------|-------------|------------|------------|-------------|-----------|-------------|
| Offshore supply          | 71          | 15         | 85         | 21.13       | 8         | 11.27       |
| Oil tanker               | 283         | 19         | 51         | 6.71        |           |             |
| NLS tanker               | 2           |            |            |             |           |             |
| Passenger Ship           | 9           | 1          | 1          | 11.11       |           |             |
| Refrigerated cargo       | 159         | 22         | 68         | 13.84       |           |             |
| Ro-Ro cargo              | 81          | 4          | 16         | 4.94        |           |             |
| Ro-Ro passenger ship     | 6           |            |            |             |           |             |
| Special purpose ship     | 10          | 1          | 1          | 10          |           |             |
| Tugboat                  | 8           | 4          | 31         | 50          | 1         | 12.5        |
| Vehicle carrier          | 23          | 1          | 1          | 4.35        |           |             |
| Woodchip carrier         | 4           |            |            |             |           |             |
| Other special Activities | 31          | 7          | 25         | 22.58       | 2         | 6.45        |
| <b>TOTAL</b>             | <b>2695</b> | <b>222</b> | <b>719</b> | <b>8.24</b> | <b>21</b> | <b>0.78</b> |

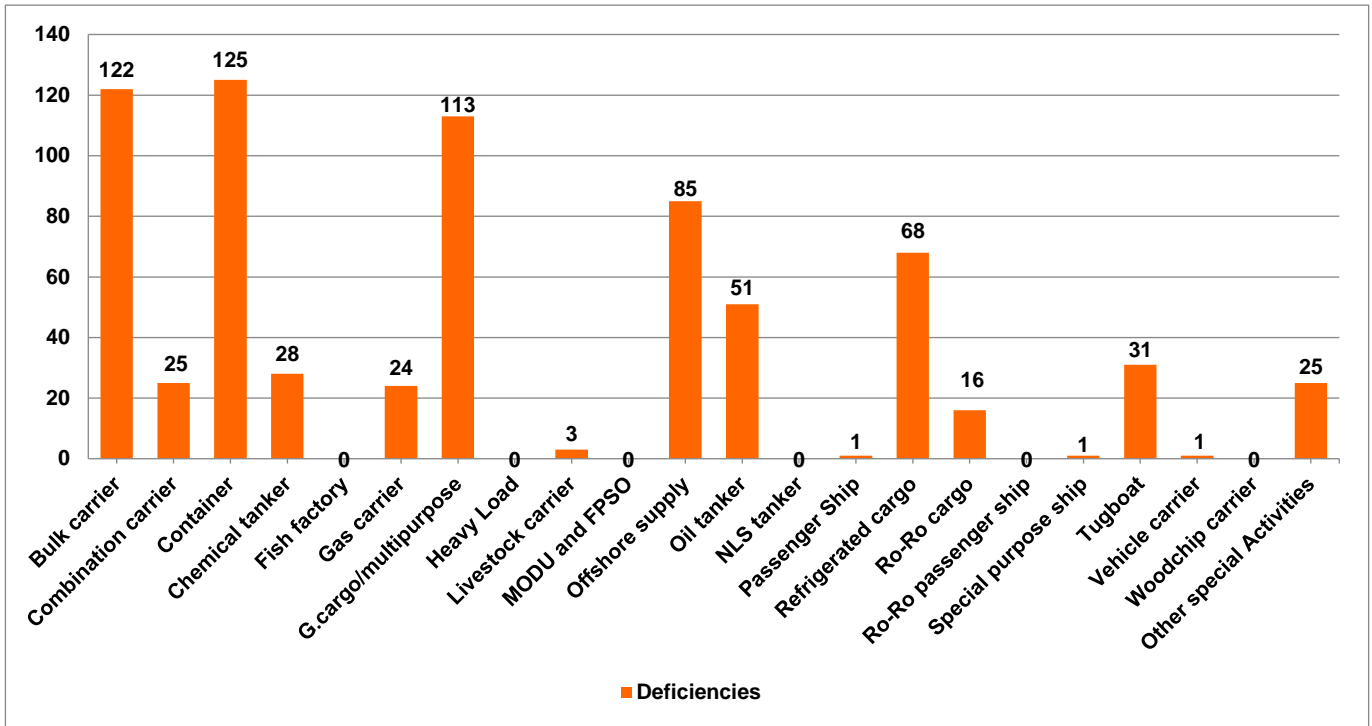
**CHART 9:Ratio of Inspections with Deficiencies by Ship Type.**

**Diagramme 9: Ratio des Inspections avec Défectuosités par type de Navire.**



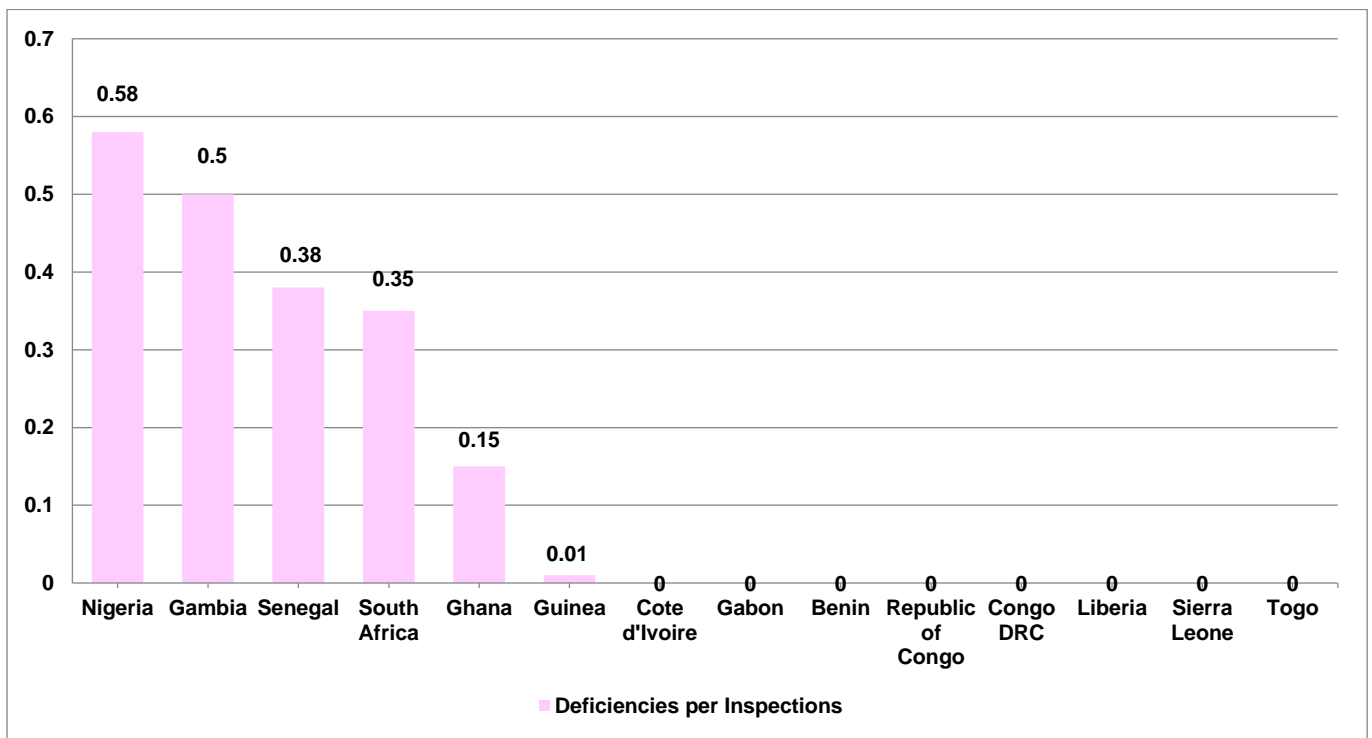
**CHART 10: Number of individual Ships with Deficiencies Detected by Vessel Type.**

**Diagramme 10: Nombre de Navires Individuels avec Défectuosités Détectées par type de navire.**



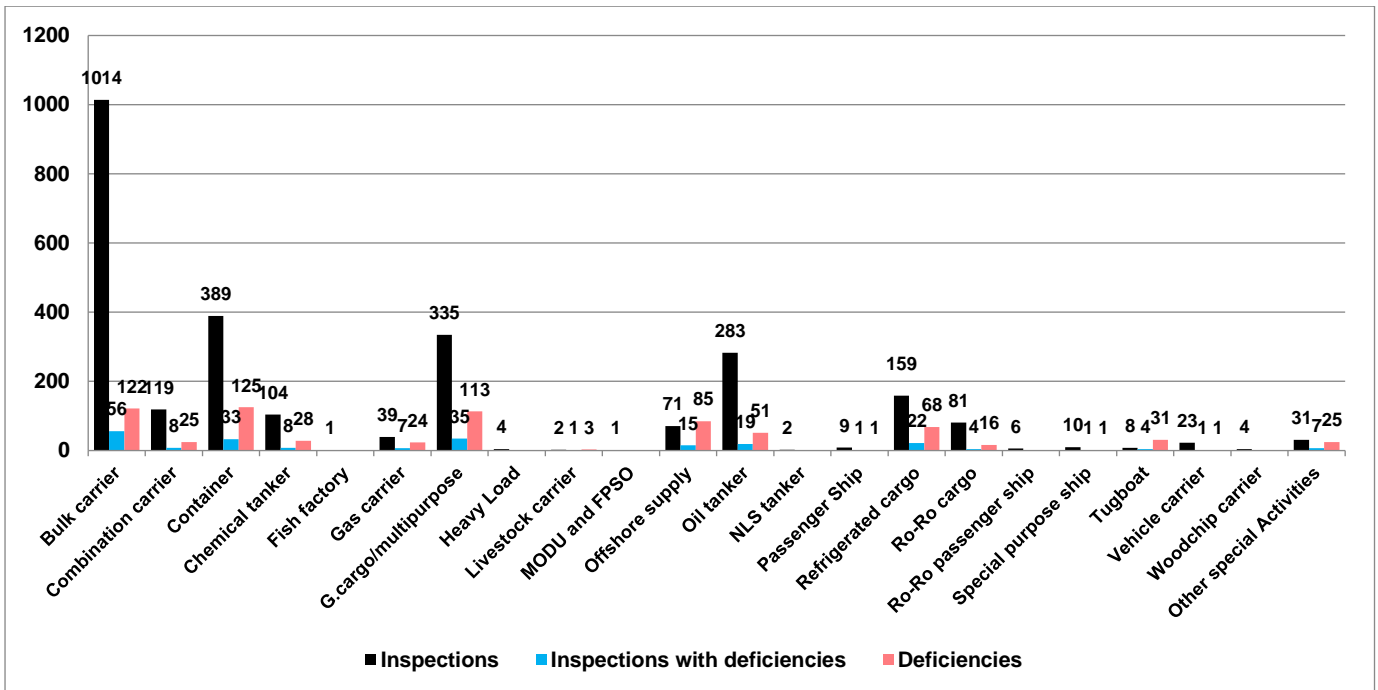
**CHART 11: Number of Deficiencies per Inspection.**

**Diagramme 11: Nombre de Défectuosités par Inspection.**



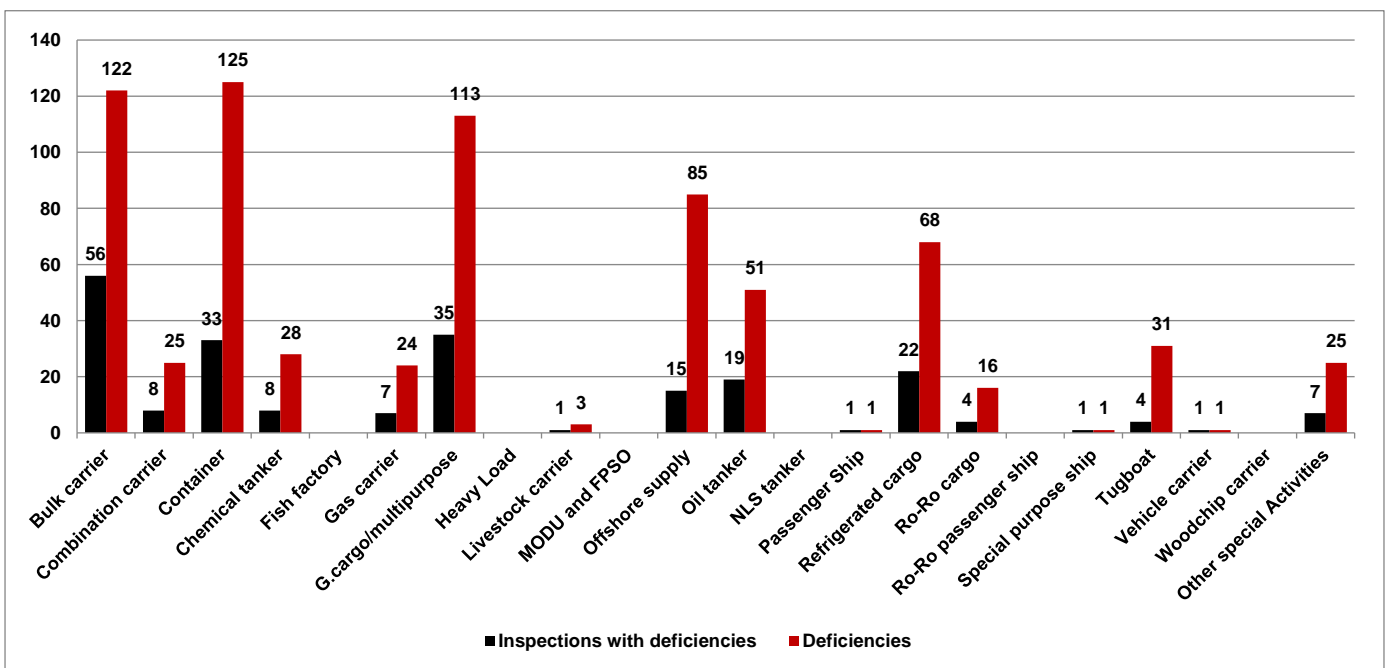
**CHART 12: Performance by Ship Type Showing Inspections, Inspections with Deficiencies and Number of Deficiencies**

**Diagramme 12: Performance par Type de Navire montrant les inspections, Inspections avec Défectuosités et Nombre de Défectuosités**



**CHART 13: Performance by Ship Type Showing Inspections with Deficiencies and Number of Deficiencies**

**Diagramme 13: Performance par Navire montrant Inspections avec Defectuosités et Nombre de Défectuosités**



**TABLE 4: Inspection Data per Category of Deficiency****TABLEAU 4: Données d'Inspection par Catégorie de Défectuosités**

| Category of Deficiency            |   | Number of Deficiency | Percentage of Total Deficiencies |
|-----------------------------------|---|----------------------|----------------------------------|
| Ship's certificates and documents |   | 61                   | 8.49                             |
| SOLAS                             | Structural Conditions   | 36                   | 5.01                             |
|                                   | Emergency Systems   | 25                   | 3.48                             |
|                                   | Radio Communications  | 25                   | 3.48                             |
|                                   | Fire safety   | 45                   | 6.26                             |
|                                   | Alarms  | 5                    | 0.7                              |
|                                   | Cargo Operation including equipment   | 9                    | 1.25                             |
|                                   | Safety of Navigation  | 108                  | 15.02                            |
|                                   | Life saving appliances  | 59                   | 8.21                             |
|                                   | Propulsion and auxiliary machinery  | 105                  | 14.6                             |
|                                   | ISM   | 9                    | 1.25                             |
|                                   | ISPS  | 9                    | 1.25                             |
| MARPOLS                           | Annex I   | 12                   | 1.67                             |
|                                   | Annex II  | 1                    | 0.14                             |
|                                   | Annex III   | 1                    | 0.14                             |
|                                   | Annex IV  | 15                   | 2.09                             |
|                                   | Annex V   | 6                    | 0.83                             |
|                                   | Annex VI  | 1                    | 0.14                             |
| STCW                              | Certificate and Documentation - Crew Certificates                           | 12                   | 1.67                             |
| Load Lines                        | Water/Weather tight conditions  | 15                   | 2.09                             |
| ILO-MLC 2006                      | Living and Working Conditions   | 85                   | 11.82                            |
|                                   | Labour Conditions-Minimum requirements for seafarers                        | 1                    | 0.14                             |
|                                   | Labour Conditions-Conditions of employment                                  | 3                    | 0.42                             |
|                                   | Labour Conditions-Accommodation, recreational facilities, food and catering | 18                   | 2.5                              |
|                                   | Labour Conditions-Health protection, medical care, social security          | 6                    | 0.83                             |
| Other                             |   | 47                   | 6.54                             |

**TABLE 5: INSPECTION DATA BY CLASSIFICATION SOCIETY****Tableau 5: Données d'Inspection par Société de Classification**

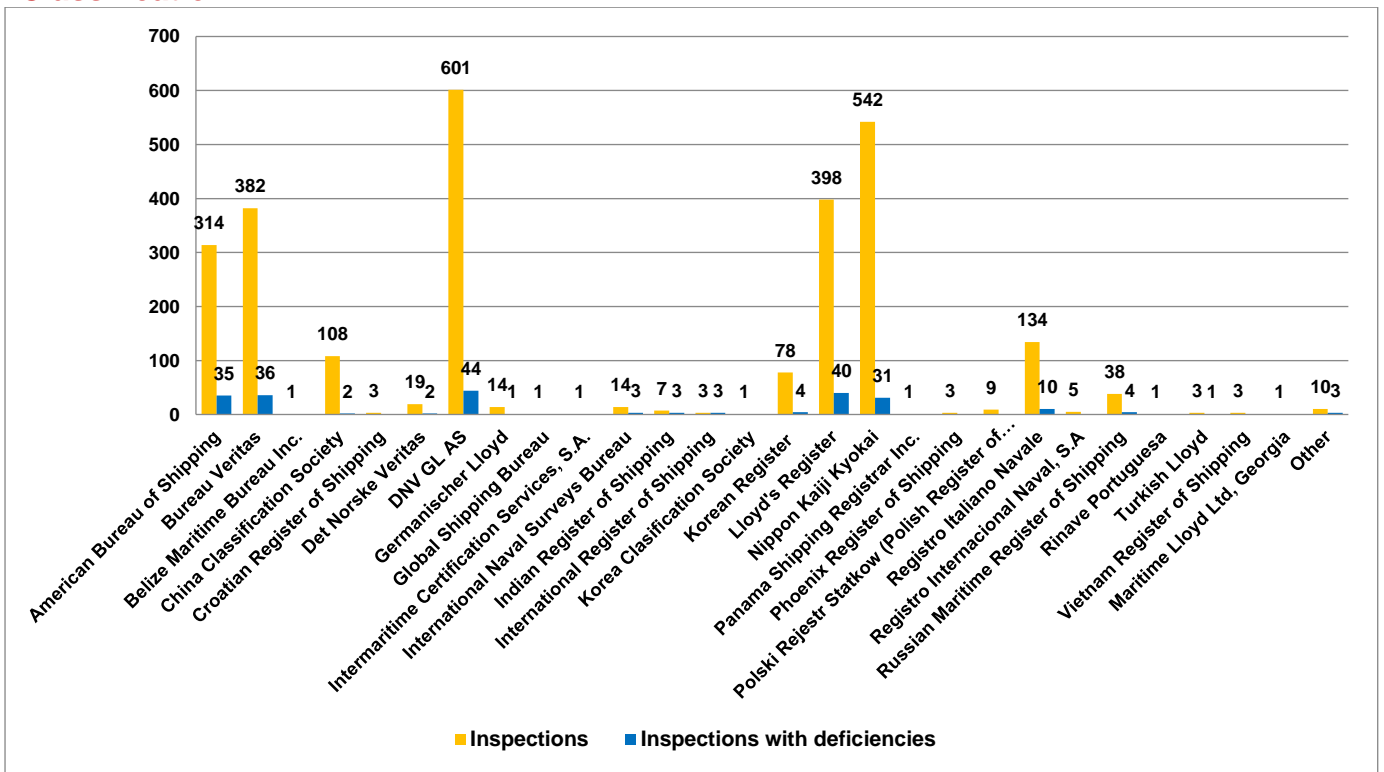
| Classification              | Class Code | No. of Inspections | No. of Inspections with Deficiencies | No. of Deficiencies | No. of Detentions | Detention Percentage |
|-----------------------------|------------|--------------------|--------------------------------------|---------------------|-------------------|----------------------|
| American Bureau of Shipping | ABS        | 314                | 35                                   | 145                 | 9                 | 2.87                 |
| Bureau Veritas              | BV         | 382                | 36                                   | 122                 | 5                 | 1.31                 |

|  |      |             |            |            |           |             |
|--|------|-------------|------------|------------|-----------|-------------|
| Belize Maritime Bureau Inc.                          |      | 1           |            |            |           |             |
| China Classification Society                         | CCS  | 108         | 2          | 5          |           |             |
| Croatian Register of Shipping                        |      | 3           |            |            |           |             |
| Det Norske Veritas                                   | DNV  | 19          | 2          | 10         |           |             |
| DNV GL AS  |      | 601         | 44         | 160        | 3         | 0.5         |
| Germanischer Lloyd                                   | GL   | 14          | 1          | 1          |           |             |
| Global Shipping Bureau                               |      | 1           |            |            |           |             |
| Intermaritime Certification Services, S.A.           |      | 1           |            |            |           |             |
| International Naval Surveys Bureau                   | INSB | 14          | 3          | 18         | 1         | 7.14        |
| Indian Register of Shipping                          |      | 7           | 3          | 7          |           |             |
| International Register of Shipping                   |      | 3           | 3          | 10         |           |             |
| Korea Clasification Society                          | KCS  | 1           |            |            |           |             |
| Korean Register                                      | KR   | 78          | 4          | 12         | 1         | 1.28        |
| Lloyd's Register                                     | LR   | 398         | 40         | 108        |           |             |
| Nippon Kaiji Kyokai                                  | NKK  | 542         | 31         | 62         | 1         | 0.18        |
| Panama Shipping Registrar Inc.                       |      | 1           |            |            |           |             |
| Phoenix Register of Shipping                         | PRS  | 3           |            |            |           |             |
| Polski Rejestr Statkow (Polish Register of Shipping) | PRS  | 9           |            |            |           |             |
| Registro Italiano Navale                             | RINA | 134         | 10         | 24         |           |             |
| Registro Internacional Naval, S.A                    |      | 5           |            |            |           |             |
| Russian Maritime Register of Shipping                | RMRS | 38          | 4          | 11         |           |             |
| Rinave Portuguesa                                    |      | 1           |            |            |           |             |
| Turkish Lloyd  |      | 3           | 1          | 3          | 1         | 33.33       |
| Vietnam Register of Shipping                         | VRS  | 3           |            |            |           |             |
| Maritime Lloyd Ltd, Georgia                          |      | 1           |            |            |           |             |
| Other  |      | 10          | 3          | 21         |           |             |
| <b>TOTAL</b>   |      | <b>2695</b> | <b>222</b> | <b>719</b> | <b>21</b> | <b>0.78</b> |



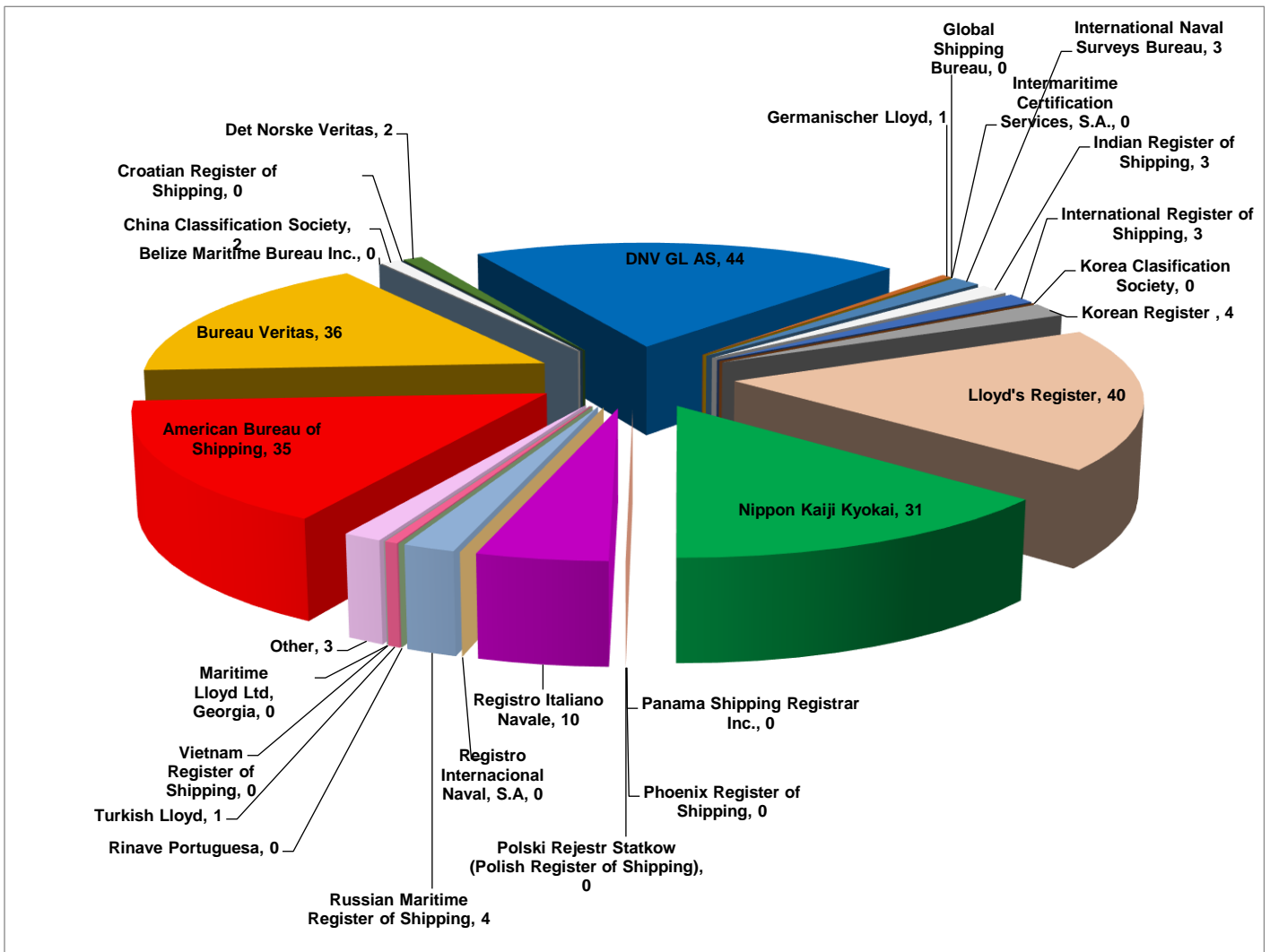
**CHART 14: Inspections with Deficiencies and Total Inspections by Classification Society**

**Diagramme 14: Inspections avec Défectuosités et Inspection Totale par Société de Classification**



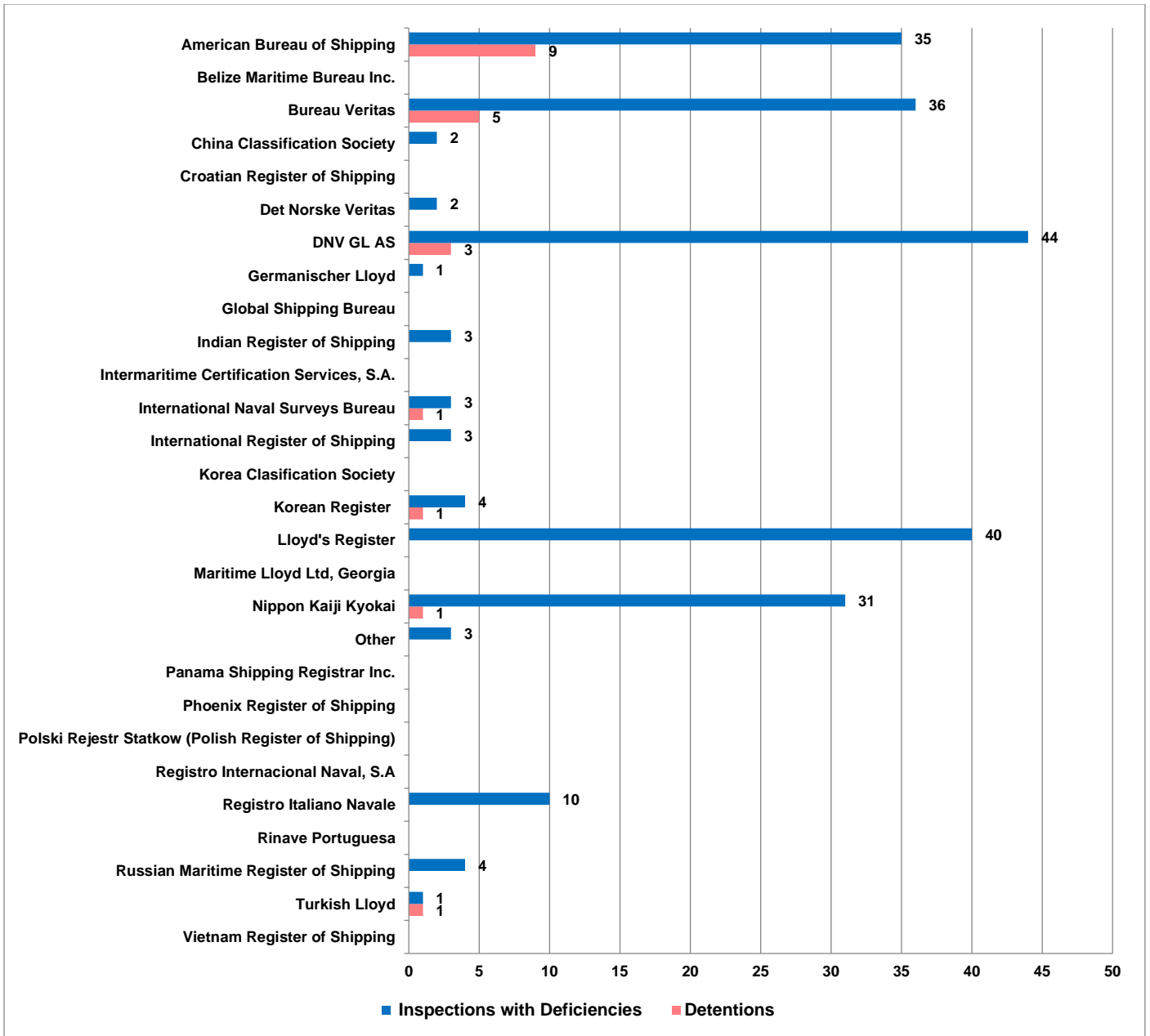
**CHART 15: Ratio of Inspections with Deficiencies by Classification Society**

**Diagramme 15: Ratio des Inspections avec Défectuosités par Classe**



**CHART16: Detentions and Inspections with Deficiencies by Classification Society**

**Diagramme 16: Immobilisation et Inspection avec Défectuosités par Société de Classification**



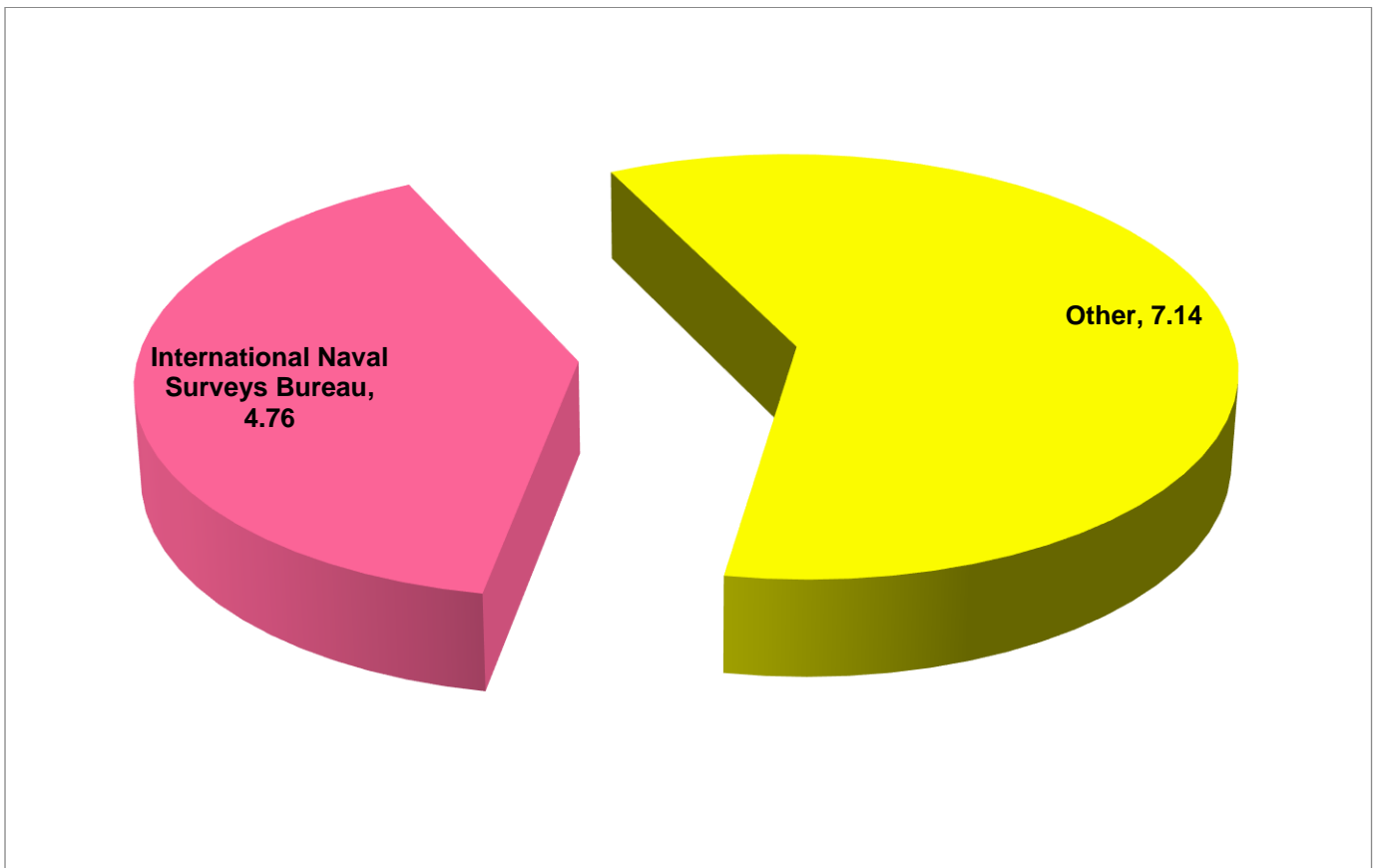
**TABLE 6: Detentions of Ships with RO related Detainable Deficiencies per Recognized Organization****TABLEAU 6: Les détentions de navires avec RO relatif aux déficiences par organisation reconnue**

| Recognized Organization                   |      | No. of Inspections | No. of Detentions | No. of RO Related Detentions | General Detention Percentage | RO Related Detention Percentage | Percentage of RO Related Detention |
|---|------|--------------------|-------------------|------------------------------|------------------------------|---------------------------------|------------------------------------|
| American Bureau of Shipping               | ABS  | 403                | 9                 |                              | 2.23                         |                                 |                                    |
| Alpha Register of Shipping                |      | 4                  |                   |                              |                              |                                 |                                    |
| Bureau Veritas                            | BV   | 572                | 9                 |                              | 1.57                         |                                 |                                    |
| Bulgarski Koraben Registar                |      | 1                  |                   |                              |                              |                                 |                                    |
| Cyprus Bureau of Shipping                 |      | 8                  | 1                 |                              | 12.5                         |                                 |                                    |
| CR Classification Society (CCRS)          |      | 1                  |                   |                              |                              |                                 |                                    |
| China Classification Society              | CCS  | 136                |                   |                              |                              |                                 |                                    |
| Croatian Register of Shipping             |      | 4                  |                   |                              |                              |                                 |                                    |
| Det Norske Veritas                        | DNV  | 34                 | 1                 |                              | 2.94                         |                                 |                                    |
| DNV GL AS                                 |      | 964                | 7                 |                              | 0.73                         |                                 |                                    |
| Germanischer Lloyd                        | GL   | 47                 |                   |                              |                              |                                 |                                    |
| Isthmus Bureau of Shipping, S.A           |      | 8                  |                   |                              |                              |                                 |                                    |
| Intermaritime Certification Services, S.A |      | 6                  |                   |                              |                              |                                 |                                    |
| International Naval Surveys Bureau        | INSB | 21                 | 1                 | 1                            | 4.76                         | 4.76                            | 100                                |
| Indian Register of Shipping               |      | 6                  |                   |                              |                              |                                 |                                    |
| International Register of Shipping        | IRS  | 4                  |                   |                              |                              |                                 |                                    |
| International Ship Classification         |      | 2                  |                   |                              |                              |                                 |                                    |
| Korea Clasification Society               | KCS  | 2                  |                   |                              |                              |                                 |                                    |
| Korean Register                           | KR   | 87                 | 1                 |                              | 1.15                         |                                 |                                    |

|  |      |     |   |   |       |      |  |
|--|------|-----|---|---|-------|------|--|
| Lloyd's Register                                     | LR   | 709 |   |   |       |      |  |
| Nippon Kaiji Kyokai                                  | NKK  | 687 | 1 |   | 0.15  |      |  |
| Maritime Lloyd Ltd, Georgia                          |      | 2   |   |   |       |      |  |
| No class   |      | 4   |   |   |       |      |  |
| National Shipping Adjuster Inc.                      |      | 2   |   |   |       |      |  |
| New United International Marine Services LTD         |      | 4   |   |   |       |      |  |
| Other  |      | 14  |   | 1 |       | 7.14 |  |
| Overseas Marine Certification Services               |      | 1   |   |   |       |      |  |
| Panama Bureau of Shipping                            | PBS  | 3   |   |   |       |      |  |
| Panama Maritime Documentation Services               | PMDS | 2   |   |   |       |      |  |
| Panama Shipping Registrar Inc.                       |      | 1   |   |   |       |      |  |
| Polski Rejestr Statkow (Polish Register of Shipping) | PRS  | 7   |   |   |       |      |  |
| PT Biro Klasifikasi Indonesia                        |      | 1   |   |   |       |      |  |
| Registro Brasileiro de Navios de Aeronaves           |      | 2   |   |   |       |      |  |
| Registro Italiano Navale                             | RINA | 198 |   |   |       |      |  |
| Russian Maritime Register of Shipping                | RMRS | 55  |   |   |       |      |  |
| Rinave Portuguesa                                    |      | 7   |   |   |       |      |  |
| Turkish Lloyd  |      | 6   | 1 |   | 16.67 |      |  |
| Vietnam Register of Shipping                         | VRS  | 7   |   |   |       |      |  |
| Phoenix Register of Shipping                         |      | 9   |   |   |       |      |  |

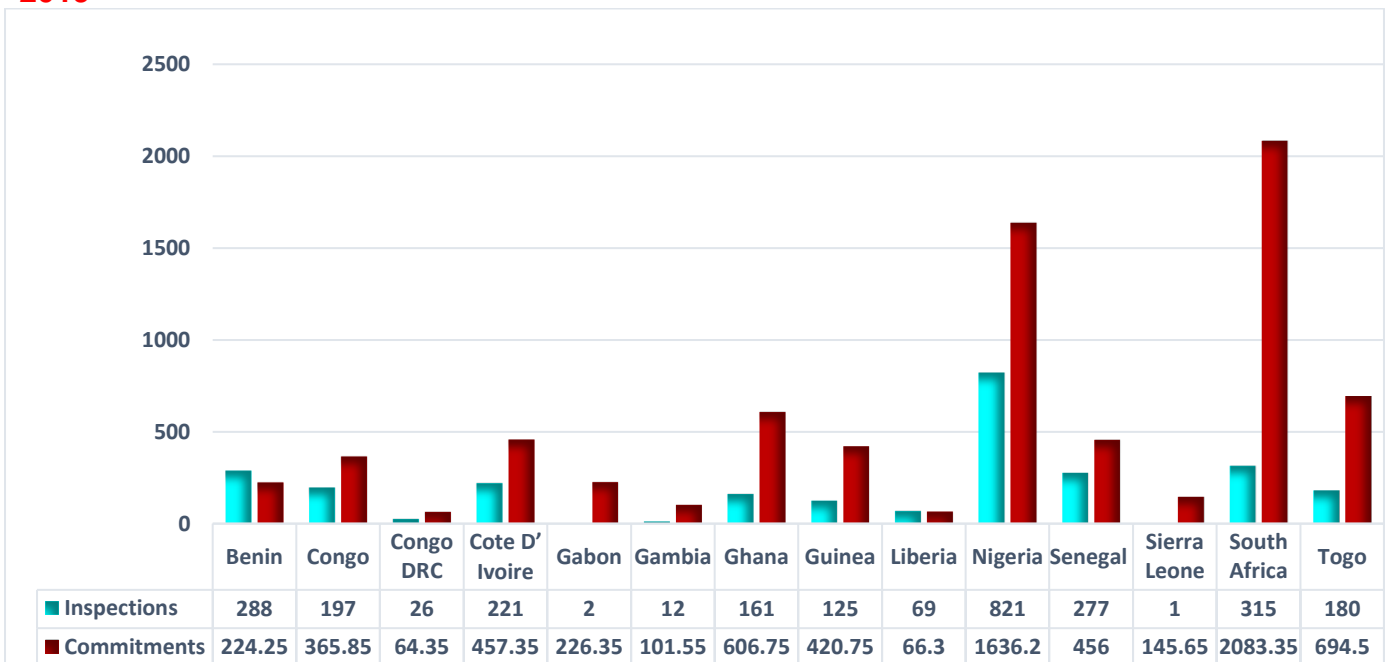
**CHART17 : RO Related Detention Percentage.**

**Diagramme 17: RO Relative au Pourcentage d'immobilisation.**



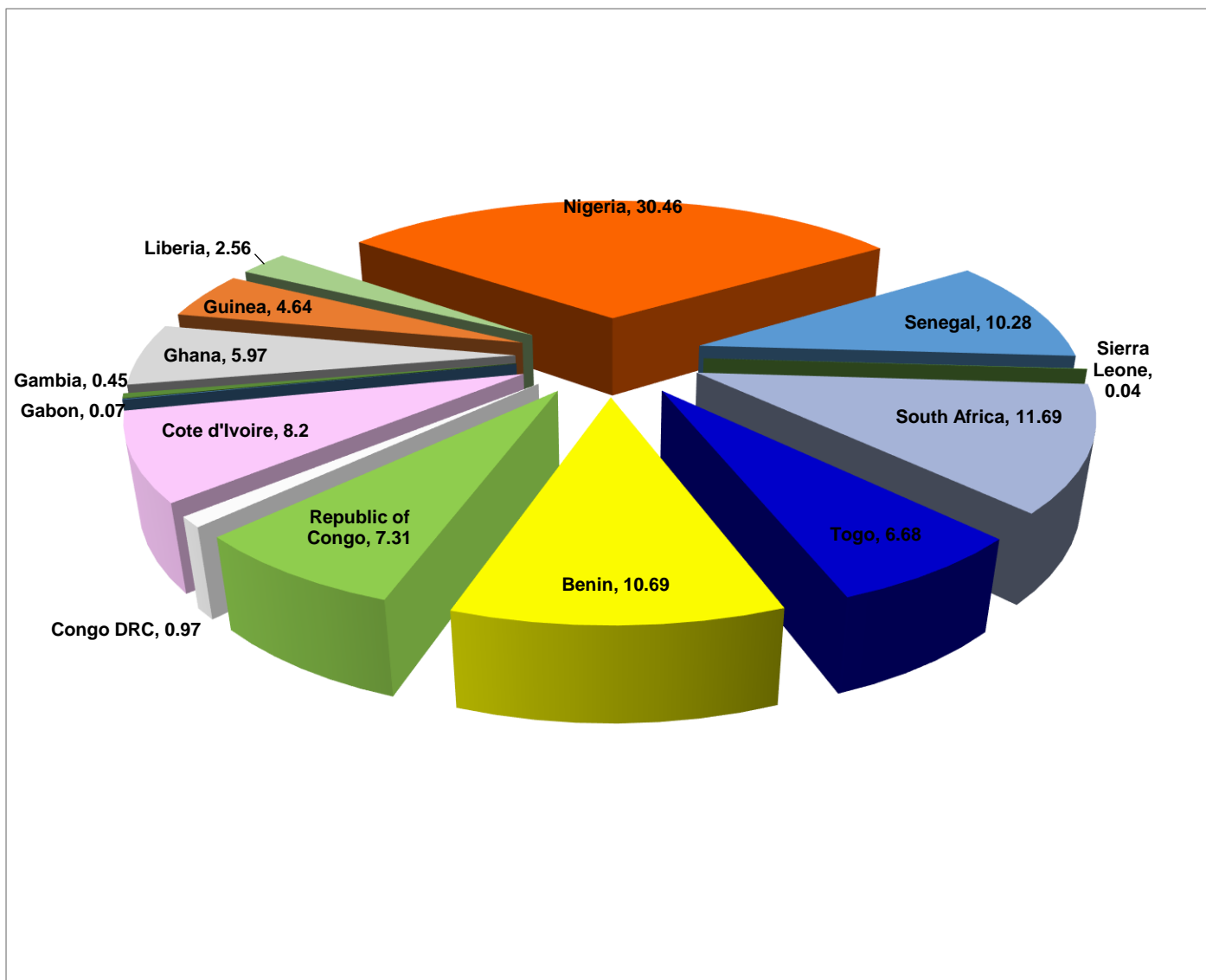
**CHART 18: Inspections Compared to Commitments in 2019**

**Diagramme 18: Inspections Comparées aux Engagements 2019**



**CHART 19: Inspection Efforts of Member States as Percentage of MoU Total**

**DIAGRAMME 19: Efforts d'Inspection des Etats membres au Pourcentage Total du MoU**



**TABLE 7: Breakdown of Inspection 2016 - 2019**

**Tableau 7: Répartition des inspections 2016-2019**

| Year   | 2016 | 2017 | 2018 | 2019 |
|--|------|------|------|------|
| Number of inspections without deficiencies                 | 1769 | 1900 | 2185 | 2473 |
| No. of inspections with deficiencies                       | 153  | 174  | 224  | 222  |
| No. of inspections with deficiencies but without detention | 129  | 158  | 210  | 201  |
| No. of inspections with detentions                         | 24   | 16   | 14   | 21   |
| Number of inspections                                      | 1922 | 2074 | 2409 | 2695 |

**Table 8 – Assessment of Target Inspection Rate Achieved In 2018 and 2019**

**Tableau 8 – Evaluation de la Cible du Taux d’Inspection Atteint en 2018 et 2019**

| <b>Member Authorities</b> | <b>No of inspections 2018</b> | <b>No of ship Calls 2018</b> | <b>% of inspections 2018</b> | <b>No of inspections 2019</b> | <b>No of ship Calls 2019</b> | <b>% of inspections 2019</b> |
|---------------------------|-------------------------------|------------------------------|------------------------------|-------------------------------|------------------------------|------------------------------|
| Ghana                     | 142                           | 3954                         | <b>3.591</b>                 | 161                           | 4045                         | <b>3.98</b>                  |
| Liberia                   | 37                            | 420                          | <b>8.81</b>                  | 69                            | 442                          | <b>15.61</b>                 |
| Nigeria                   | 636                           | 11171                        | <b>5.693</b>                 | 821                           | 10908                        | <b>7.527</b>                 |
| South Africa              | 327                           | 14426                        | <b>2.267</b>                 | 315                           | 13889                        | <b>2.268</b>                 |
| Congo DRC                 | 24                            | 427                          | <b>5.621</b>                 | 26                            | 429                          | <b>6.061</b>                 |
| Congo                     | 111                           | 2231                         | <b>4.975</b>                 | 197                           | 2439                         | <b>8.077</b>                 |
| Benin                     | 305                           | 1419                         | <b>21.49</b>                 | 288                           | 1495                         | <b>19.26</b>                 |
| Cote D’Ivoire             | 121                           | 3428                         | <b>3.53</b>                  | 221                           | 3049                         | <b>7.248</b>                 |
| Guinea                    | 128                           | 2044                         | <b>6.262</b>                 | 125                           | 2805                         | <b>4.456</b>                 |
| Senegal                   | 270                           | 2723                         | <b>9.916</b>                 | 277                           | 3040                         | <b>9.112</b>                 |
| Togo                      | 107                           | 5149                         | <b>2.078</b>                 | 180                           | 4630                         | <b>3.888</b>                 |
| Gambia                    | 26                            | 548                          | <b>4.745</b>                 | 12                            | 677                          | <b>1.773</b>                 |
| Gabon                     | 172                           | 1526                         | <b>11.27</b>                 | 2                             | 1509                         | <b>0.133</b>                 |
| Sierra Leone              | 3                             | 774                          | <b>0.388</b>                 | 1                             | 971                          | <b>0.103</b>                 |
| <b>TOTAL</b>              | <b>2409</b>                   | <b>50240</b>                 | <b>4.795</b>                 | <b>2695</b>                   | <b>50328</b>                 | <b>5.355</b>                 |

## **CONCENTRATED INSPECTION CAMPAIGN ON EMERGENCY SYSTEMS AND PROCEDURES**

The Memorandum of Understanding on Port State Control for West and Central African region (Abuja MoU) carried out a Concentrated Inspection Campaign (CIC) on Emergency Systems and Procedures from 1 September 2019 to 30 November 2019. This report documents the results of the CIC performed by member Maritime Administrations. The preparation of emergency equipment, such as emergency power source and fire pump and the ability of the crew to respond to emergency situations are critical factors in saving human lives and minimizing damage to ships.

The objective of the CIC was to provide information on the ship's level of compliance with emergency equipment on board which should be regularly maintained to ensure immediate use in emergency and hazardous situations, and that their performance are always guaranteed. During the CIC, familiarization of seafarers with the emergency systems and procedures was also verified. Abuja MoU carried out this CIC simultaneously with Paris MOU, Tokyo MoU and Black Sea MoU using the Paris and Tokyo MOUs guidelines and questionnaire for the exercise.

During the 3-month of CIC on Emergency Systems and Procedures, 680 individual ships were inspected and of these 430 (63.23%) were CIC related inspections. 296 inspections were carried out without CIC questionnaire. The following numbers of deficiencies were recorded under the corresponding number of inspections: Public address system (04101) - 1; Emergency fire pump and its pipes (04102) - 2; Emergency lighting, batteries and switches (04103) - 2; Muster list (04108) – 2; Fire drills (04109) - 1; Emergency source of power, Emergency generator (04114) – 2; Crew familiarization with Emergency Systems (04121) – 3.

A total of 1 (0.23%) non-conformity was recorded as a result of this campaign out of 430 questionnaires submitted. Of this number, 429 (99.77%) were with satisfactory responses. The most un-favourable results on the questionnaire was question no. 5 which asked: Does the muster list specify details in accordance with the requirements of SOLAS 1996-1998 Amendment, Chapter III, Regulation 37?

The three highest rates of Not Applicable (N/A) on the questionnaire were on: Q7b - Where the emergency source of electrical power is an accumulator battery, are the batteries and its switchboard in good condition? 101 (23.49%); Q9 - Where a fire drill and/or abandon ship drill was witnessed, was it found to be satisfactory? 72 (16.74%); and Q3 - For ships with water level detectors installed, is the system and alarm arrangements operational? 53 (12.32%).

These ten member States, with corresponding numbers of CIC inspections: Benin - 12; Republic of Congo - 6; The Gambia - 1; Ghana - 23; Guinea – 15; Liberia – 17; Nigeria - 180; Senegal - 81; South Africa - 46; and Togo – 49 participated in the Concentrated Inspection Campaign on Emergency Systems and Procedures. The result of the CIC on Emergency Systems and Procedures is published on Abuja MoU web-site.



| No | Item   | Yes | No  | N/A |
|----|--|-----|-----|-----|
| 1  | Is the damage control plan ready available on board?   | 413 | 0   | 17  |
| 2  | Is the public address system capable of broadcasting emergency announcements?  | 423 | 0   | 7   |
| 3  | For ships with water level detectors installed, is the system and alarm arrangements operational?                                  | 377 | 0   | 53  |
| 4  | Is the steering gear system and its related emergency alarms operational?  | 428 | 0   | 2   |
| 5  | Does the muster list specify details in accordance with the requirements of SOLAS 1996-1998 Amendment, Chapter III, Regulation 37? | 422 | 1   | 7   |
| 6  | Does the emergency source of electrical power supply its power correctly to essential equipment for safety in an emergency?        | 430 | 0   | 0   |
| 7a | Where the emergency source of electrical power is a generator, is it in correct operational condition?                             | 426 | 0   | 4   |
| 7b | Where the emergency source of electrical power is an accumulator battery, are the batteries and its switchboard in good condition? | 329 | 0   | 101 |
| 8  | Is the emergency fire pump in full operational condition?  | 430 | 0   | 0   |
| 9  | Where a fire drill and/or abandon ship drill was witnessed, was it found to be satisfactory?                                       | 358 | 0   | 72  |
| 10 | For the above checked emergency equipment, are the relevant crews familiar with the operation?                                     | 430 | 0   | 0   |
| 11 | Has the ship been detained, as a result of the Inspection Campaign?  | 0   | 430 | 0   |

|                                      |     |
|--------------------------------------|-----|
| No of CIC Inspections                | 430 |
| No of individual ships CIC inspected | 430 |

| <b>1. Number of inspections and number of ships in CIC</b> |  |   |  |
|--|--|---|--|
|  | # of individual ships inspected during CIC | # of inspections performed with a CIC questionnaire | # of inspections without a CIC questionnaire |
| Total # of inspections                                     | 680  | 430   | 296  |
| # of inspections with detentions                           | 2  | 1   | 1  |
| # of detentions with CIC-topic related deficiencies        | 1  | 0   | 1  |

| <b>2. Specification of CIC-topic related deficiencies</b> |   |   |  |   |
|---|---|---|--|---|
| CIC-topic related deficiencies                            |   | Inspections   | Detentions CIC-topic related   | Detentions CIC-topic related with RO responsibility                                     |
| Code  | Nature of deficiency                            | (# of inspections with this deficiency) One inspection can have multiple deficiencies | (# of inspections with this deficiency recorded as ground for detention) | (# of inspections with this deficiency recorded as ground for detention and RO related) |
| 04101   | Public address system                           | 1   | 0  | 0   |
| 04102   | Emergency fire pump and its pipes               | 2   | 0  | 0   |
| 04103   | Emergency, lighting, batteries and switches     | 2   | 0  | 0   |
| 04108   | Muster list                                     | 2   | 0  | 0   |
| 04109   | Fire drills                                     | 1   | 0  | 0   |
| 04114   | Emergency source of power - Emergency generator | 2   | 0  | 0   |
| 04121   | Crew familiarisation with Emergency Systems     | 3   | 1  | 0   |

### 3. Number of ships to number of inspections during CIC campaign

| # of inspections performed per ship | # of ships | % of total     |
|-------------------------------------|------------|----------------|
| 1                                   | 638        | 93.82%         |
| 2                                   | 38         | 5.59%          |
| 3                                   | 4          | 0.59%          |
| <b>Total</b>                        | <b>680</b> | <b>100.00%</b> |

### 4. Number of inspected ships per Ship Risk Profile

| Ship Risk Profile | # of inspections | # of detentions | detention as % of inspections | detentions CIC-topic related | detentions CIC-topic related as % of inspections |
|-------------------|------------------|-----------------|-------------------------------|------------------------------|--|
| Low               | 522              | 0               | 0.00%                         | 0                            | 0.00%  |
| Medium            | 176              | 1               | 0.57%                         | 1                            | 0.57%  |
| High              | 28               | 1               | 3.57%                         | 0                            | 0.00%  |
| Very high         | 0                | 0               | 0.00%                         | 0                            | 0.00%  |
| <b>Total</b>      | <b>726</b>       | <b>2</b>        | <b>0.28%</b>                  | <b>1</b>                     | <b>0.14%</b>                                     |

### 5. Number of inspected ships and detentions per ship type

| Ship type                  | # of inspections | # of detentions | detention as % of inspections | detentions CIC-topic related | detentions CIC-topic related as % of inspections |
|----------------------------|------------------|-----------------|-------------------------------|------------------------------|--|
| Bulk carrier               | 250              | 0               | 0.00%                         | 0                            | 0.00%  |
| Chemical tanker            | 40               | 0               | 0.00%                         | 0                            | 0.00%  |
| Combination carrier        | 33               | 0               | 0.00%                         | 0                            | 0.00%  |
| Container                  | 111              | 1               | 0.90%                         | 1                            | 0.90%  |
| Gas carrier                | 13               | 0               | 0.00%                         | 0                            | 0.00%  |
| General cargo/multipurpose | 96               | 1               | 1.04%                         | 0                            | 0.00%  |
| Livestock carrier          | 2                | 0               | 0.00%                         | 0                            | 0.00%  |
| NLS tanker                 | 2                | 0               | 0.00%                         | 0                            | 0.00%  |
| Offshore supply            | 15               | 0               | 0.00%                         | 0                            | 0.00%  |
| Oil tanker                 | 79               | 0               | 0.00%                         | 0                            | 0.00%  |
| Other special activities   | 9                | 0               | 0.00%                         | 0                            | 0.00%  |
| Passenger ship             | 3                | 0               | 0.00%                         | 0                            | 0.00%  |
| Refrigerated cargo         | 43               | 0               | 0.00%                         | 0                            | 0.00%  |
| Ro-Ro cargo                | 19               | 0               | 0.00%                         | 0                            | 0.00%  |
| Ro-Ro passenger ship       | 1                | 0               | 0.00%                         | 0                            | 0.00%  |

|                      |            |          |              |          |              |
|----------------------|------------|----------|--------------|----------|--------------|
| Special purpose ship | 3          | 0        | 0.00%        | 0        | 0.00%        |
| Vehicle carrier      | 6          | 0        | 0.00%        | 0        | 0.00%        |
| Woodchip carrier     | 1          | 0        | 0.00%        | 0        | 0.00%        |
| <b>Total</b>         | <b>726</b> | <b>2</b> | <b>0.28%</b> | <b>1</b> | <b>0.14%</b> |

### 6. Ship age overview

| Ship age*     | # of inspections | # of detentions | Detention as a % of inspections | Detentions CIC-topic related | Detentions CIC-topic related as a % of inspections |
|---------------|------------------|-----------------|---------------------------------|------------------------------|--|
| <= 5 years    | 119              | 0               | 0.00%                           | 0                            | 0.00%  |
| 6 - 10 years  | 228              | 1               | 0.44%                           | 1                            | 0.44%  |
| 11 - 15 years | 208              | 0               | 0.00%                           | 0                            | 0.00%  |
| 16 - 20 years | 72               | 0               | 0.00%                           | 0                            | 0.00%  |
| 21 - 25 years | 47               | 0               | 0.00%                           | 0                            | 0.00%  |
| 26 - 30 years | 28               | 0               | 0.00%                           | 0                            | 0.00%  |
| 31 - 35 years | 15               | 1               | 6.67%                           | 0                            | 0.00%  |
| > 35 years    | 9                | 0               | 0.00%                           | 0                            | 0.00%  |
| <b>Total</b>  | <b>726</b>       | <b>2</b>        | <b>0.28%</b>                    | <b>1</b>                     | <b>0.14%</b>                                       |

### 7. Inspections and detentions per Flag State

| Flag                | # of inspections | # of detentions | Detention as a % of inspections | # of detentions CIC-topic related | Detentions CIC-topic related as a % of inspections |
|---------------------|------------------|-----------------|---------------------------------|-----------------------------------|--|
| Algeria             | 1                | 0               | 0.00%                           | 0                                 | 0.00%  |
| Antigua and Barbuda | 21               | 0               | 0.00%                           | 0                                 | 0.00%  |
| Bahamas             | 30               | 0               | 0.00%                           | 0                                 | 0.00%  |
| Barbados            | 2                | 0               | 0.00%                           | 0                                 | 0.00%  |
| Belgium             | 3                | 0               | 0.00%                           | 0                                 | 0.00%  |
| Belize              | 1                | 0               | 0.00%                           | 0                                 | 0.00%  |
| Bermuda (GB)        | 1                | 0               | 0.00%                           | 0                                 | 0.00%  |
| Cayman Islands (GB) | 5                | 0               | 0.00%                           | 0                                 | 0.00%  |
| China               | 5                | 0               | 0.00%                           | 0                                 | 0.00%  |
| Cook Islands        | 2                | 0               | 0.00%                           | 0                                 | 0.00%  |
| Croatia             | 2                | 0               | 0.00%                           | 0                                 | 0.00%  |
| Curacao             | 3                | 0               | 0.00%                           | 0                                 | 0.00%  |
| Cyprus              | 24               | 0               | 0.00%                           | 0                                 | 0.00%  |
| Denmark             | 4                | 0               | 0.00%                           | 0                                 | 0.00%  |
| Dominica            | 1                | 0               | 0.00%                           | 0                                 | 0.00%  |
| Dominican Republic  | 1                | 0               | 0.00%                           | 0                                 | 0.00%  |

|                                  |            |          |              |          |              |
|----------------------------------|------------|----------|--------------|----------|--------------|
| Faroe Islands                    | 3          | 0        | 0.00%        | 0        | 0.00%        |
| France                           | 2          | 0        | 0.00%        | 0        | 0.00%        |
| Germany                          | 5          | 0        | 0.00%        | 0        | 0.00%        |
| Gibraltar (GB)                   | 3          | 0        | 0.00%        | 0        | 0.00%        |
| Greece                           | 8          | 0        | 0.00%        | 0        | 0.00%        |
| Hong Kong, China                 | 57         | 0        | 0.00%        | 0        | 0.00%        |
| Ireland                          | 1          | 0        | 0.00%        | 0        | 0.00%        |
| Isle of Man (GB)                 | 6          | 0        | 0.00%        | 0        | 0.00%        |
| Italy                            | 10         | 0        | 0.00%        | 0        | 0.00%        |
| Japan                            | 3          | 0        | 0.00%        | 0        | 0.00%        |
| Kiribati                         | 1          | 0        | 0.00%        | 0        | 0.00%        |
| Kuwait                           | 1          | 0        | 0.00%        | 0        | 0.00%        |
| Liberia                          | 106        | 1        | 0.94%        | 1        | 0.94%        |
| Luxembourg                       | 2          | 0        | 0.00%        | 0        | 0.00%        |
| Malaysia                         | 1          | 0        | 0.00%        | 0        | 0.00%        |
| Malta                            | 65         | 0        | 0.00%        | 0        | 0.00%        |
| Marshall Islands                 | 121        | 0        | 0.00%        | 0        | 0.00%        |
| Moldova, Republic of             | 3          | 0        | 0.00%        | 0        | 0.00%        |
| Montenegro                       | 1          | 0        | 0.00%        | 0        | 0.00%        |
| Netherlands                      | 12         | 0        | 0.00%        | 0        | 0.00%        |
| Norway                           | 11         | 0        | 0.00%        | 0        | 0.00%        |
| Panama                           | 105        | 0        | 0.00%        | 0        | 0.00%        |
| Philippines                      | 2          | 0        | 0.00%        | 0        | 0.00%        |
| Portugal                         | 15         | 0        | 0.00%        | 0        | 0.00%        |
| Qatar                            | 1          | 0        | 0.00%        | 0        | 0.00%        |
| Saint Kitts and Nevis            | 1          | 0        | 0.00%        | 0        | 0.00%        |
| Saint Vincent and the Grenadines | 2          | 0        | 0.00%        | 0        | 0.00%        |
| Saudi Arabia                     | 1          | 0        | 0.00%        | 0        | 0.00%        |
| Sierra Leone                     | 2          | 0        | 0.00%        | 0        | 0.00%        |
| Singapore                        | 48         | 0        | 0.00%        | 0        | 0.00%        |
| Spain                            | 3          | 0        | 0.00%        | 0        | 0.00%        |
| Sri Lanka                        | 1          | 0        | 0.00%        | 0        | 0.00%        |
| Switzerland                      | 1          | 0        | 0.00%        | 0        | 0.00%        |
| Thailand                         | 1          | 0        | 0.00%        | 0        | 0.00%        |
| Turkey                           | 5          | 1        | 20.00%       | 0        | 0.00%        |
| Tuvalu                           | 1          | 0        | 0.00%        | 0        | 0.00%        |
| United States                    | 1          | 0        | 0.00%        | 0        | 0.00%        |
| Vanuatu                          | 4          | 0        | 0.00%        | 0        | 0.00%        |
| Vietnam                          | 4          | 0        | 0.00%        | 0        | 0.00%        |
| <b>Total</b>                     | <b>726</b> | <b>2</b> | <b>0.28%</b> | <b>1</b> | <b>0.14%</b> |

| <b>8. Inspections and Detentions per Recognized Organization</b> |  |             |   |
|--|--|-------------|---|
| Issuing authority  |  | Inspection* | Detentions CIC-topic related with RO responsibility** |
| Code   | Name   |             |   |
| 101  | American Bureau of Shipping                          | 106         | 0   |
| 104  | Alpha Register of Shipping                           | 2           | 0   |
| 115  | Bureau Veritas                                       | 165         | 0   |
| 118  | Cyprus Bureau of Shipping                            | 3           | 0   |
| 121  | China Classification Society                         | 39          | 0   |
| 124  | Croatian Register of Shipping                        | 3           | 0   |
| 128  | Det Norske Veritas                                   | 9           | 0   |
| 132  | Germanischer Lloyd                                   | 11          | 0   |
| 139  | Isthmus Bureau of Shipping, S.A.                     | 3           | 0   |
| 148  | International Naval Surveys Bureau                   | 3           | 0   |
| 150  | Indian Register of Shipping                          | 2           | 0   |
| 151  | International Register of Shipping                   | 1           | 0   |
| 156  | Korea Classification Society                         | 2           | 0   |
| 158  | Korean Register                                      | 28          | 0   |
| 160  | Lloyd's Register                                     | 201         | 0   |
| 169  | Nippon Kaiji Kyokai                                  | 181         | 0   |
| 171  | National Shipping Adjuster Inc.                      | 1           | 0   |
| 173  | Other  | 7           | 0   |
| 174  | Panama Bureau of Shipping                            | 1           | 0   |
| 179  | Polski Rejestr Statkow (Polish Register of Shipping) | 1           | 0   |
| 182  | Registro Brasileiro de Navios de Aeronaves           | 1           | 0   |
| 186  | Registro Italiano Navale                             | 49          | 0   |

|     |                                       |     |   |
|-----|---------------------------------------|-----|---|
| 191 | Russian Maritime Register of Shipping | 13  | 0 |
| 193 | Rinave Portuguesa                     | 1   | 0 |
| 206 | Turkish Lloyd                         | 2   | 0 |
| 213 | Vietnam Register of Shipping          | 3   | 0 |
| 248 | Maritime Lloyd Ltd, Georgia           | 1   | 0 |
| 278 | DNV GL AS                             | 247 | 0 |

#### 9. Member States with Number of CIC Reports Submitted.

| S/N | Member States     | No of CIC Reports Submitted |
|-----|-------------------|-----------------------------|
| 1   | Benin             | 12                          |
| 2   | Republic of Congo | 6                           |
| 3   | Gambia            | 1                           |
| 4   | Ghana             | 23                          |
| 5   | Guinea            | 15                          |
| 6   | Liberia           | 17                          |
| 7   | Nigeria           | 180                         |
| 8   | Sinegal           | 81                          |
| 9   | South Africa      | 46                          |
| 10  | Togo              | 49                          |
|     | <b>Total</b>      | <b>430</b>                  |